


Kindergarten-Friendly Handwriting Matters!

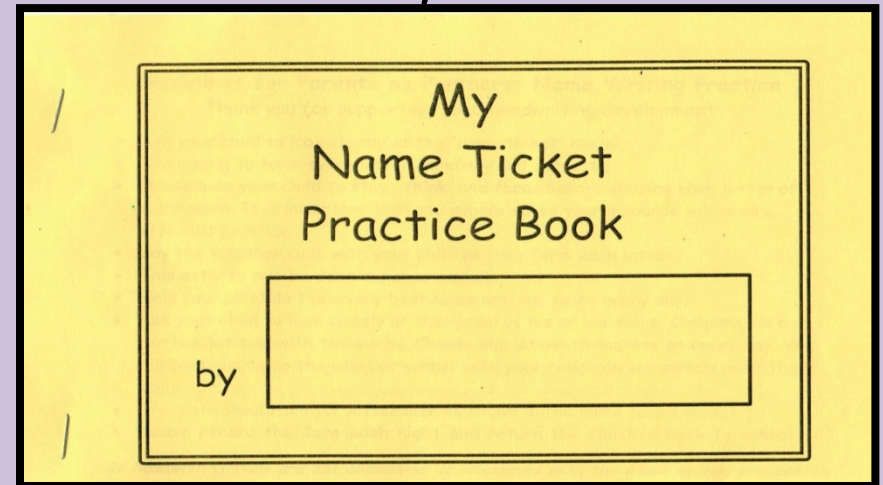


If handwriting motions are not efficient it interferes with the whole writing process.

Send Home Name Ticket Model and Practice Book

Dear Parents,

Learning to print one's first name is an important literacy skill in kindergarten. Enclosed is a name card showing how we will teach your child to form the letters. **Have your child practice twice a day at home** in this Name Ticket book. Please return it to your teacher.




- Automatic handwriting control frees the child for kid writing.
- Children **need to see the Name Ticket model every day** to plant high expectations and make strong, visual memory connections.
- We are developing the reading brain! (See 3 blogs...)



Expect Daily Improvement:

Help the Child Verbalize Goals for Lowercase and Efficient Letter Formations



Lucas, what are your target letters?

Lowercase "u" and "a"


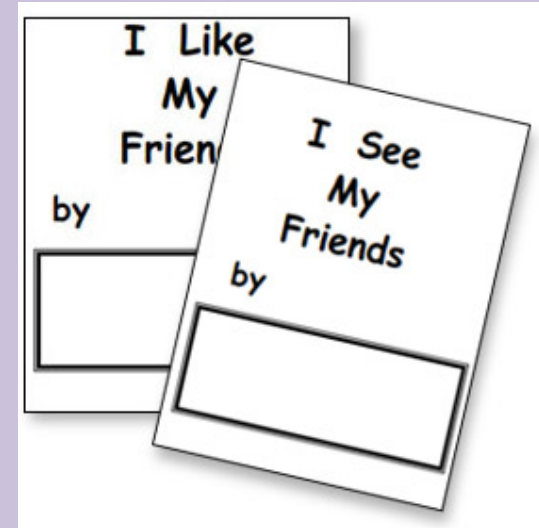
Expect daily improvement: *Oops, You forgot! Go get another Name Ticket and write it again. Let's practice. I know you can remember...*

Create a sense of urgency: *Your name is so important!*

Writing One's Names and The Names of Friends is Part of the Kindergarten Culture: It Matters!



Here students are making books with names.



Included with resources

Transfer Large Body Movement Patterns to Pen and Paper

Verbalize "vertical, horizontal, diagonal, and diagonal"

Lift-the-pen motion


Jillian

Stop. Think. Do your very best name writing.


Let's Learn to Draw A Twinkling Star!

| + * * *

Vertical |
Horizontal -
Diagonal /
Diagonal \



Learn to "lift the pen".



Kindergarten-Friendly Handwriting, Phonics, and Word Work, Nellie Edge ©2013. Permission granted to make multiple copies.


Susie

Stop. Think. Do your very best name writing.


Let's Learn to Draw A Twinkling Star!

| + * * *

Vertical |
Horizontal -
Diagonal /
Diagonal \



Learn to "lift the pen".



Kindergarten-Friendly Handwriting, Phonics, and Word Work, Nellie Edge ©2013. Permission granted to make multiple copies.


Roni

Stop. Think. Do your very best name writing.


Let's Learn to Draw A Twinkling Star!

| + * * *

Vertical |
Horizontal -
Diagonal /
Diagonal \



Learn to "lift the pen".




Kindergarten-Friendly Handwriting, Phonics, and Word Work, Nellie Edge ©2013. Permission granted to make multiple copies.

Continuous motion

Roni

Stop. Think. Do your very best name writing.

Let's Learn to Draw a Spiral Van Gogh-Like Star!



Learn "continuous motion".



Kindergarten-Friendly Handwriting, Phonics, and Word Work, Nellie Edge ©2013. Permission granted to make multiple copies.

Susie

Stop. Think. Do your very best name writing.

Let's Learn to Draw a Spiral Van Gogh-Like Star!



Learn "continuous motion".




Kindergarten-Friendly Handwriting, Phonics, and Word Work, Nellie Edge ©2013. Permission granted to make multiple copies.


Lucas

Stop. Think. Do your very best name writing.

Let's Learn to Draw a Spiral Van Gogh-Like Star!



Learn "continuous motion".



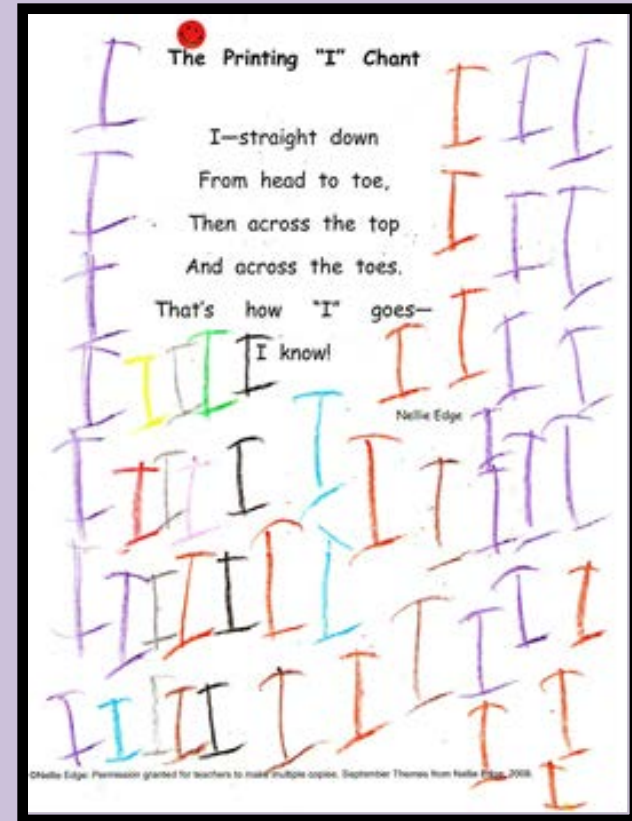

Kindergarten-Friendly Handwriting, Phonics, and Word Work, Nellie Edge ©2013. Permission granted to make multiple copies.

The beginning of kindergarten-friendly handwriting.



As a Group Lesson Kindergarten-Friendly Handwriting Begins With the Letter "I"

If you know the letter "I," then you know the word "I"



Teach "top to bottom, left to right!"

After children can verbalize the "I" Chant, they practice straight lines, top to bottom, on their "I Can Read" Notebook page.



Connecting Handwriting and Drawing: You've Got To Do The "O" Dance!



*Teach the Counter Clockwise
Handwriting Motion*



- Find the diagonal starting standing: point at the door, ceiling, window, floor...
- o, a, d, g, c, q, s, and f all begin with the "curve up..."


1. Teach standing
2. Teach with eyes closed
3. Dance
4. Draw
5. *Which "o" do you think is best? Why?*



Free mP3 of song included

Teach "d" and "b" with Different Beginning Movement and Language Cues to Prevent Confusion: Crepe Paper


- "d" curve up and around, way up and down (dog, Dad)
- "b" down, up and around (by, book, bat, boo!)



Draw a Dog template



Reading Recovery®
research:
Use crepe paper
streamers!



Saying and doing
increases retention.⁵³

You Have the Entire Program *Kindergarten-Friendly Handwriting, Phonics, and Word Work* as a Digital Download

Kindergarten-Friendly Handwriting, Phonics, and Word Work
by Nellie Edge

dog dot Dad
d d d d d
MY dog is named
Hanna

a,b,c,d Handwriting and Phonics Challenge
Aa Bb Cc Dd
Challenge: Trace the letters and copy them into the boxes.
Practice: Copy the letters into the boxes.

Let's Learn to Draw A Thinking Star!
Vertical |
Horizontal —
Diagonal /
Diagonal \

Then cross the top
And across the lines.
That's how "T" goes.
T E know


FOLLOW OUR BLOG

name _____

Let's Learn to Draw A Thinking Star!
| + * * *
Vertical |
Horizontal —
Diagonal /
Diagonal \

* _____

Whole class lessons are on Writing CD



A-Z book for small group, guided handwriting work (not on CD)

Detailed Teachers Guide (8 color pages NOT on CD)
Ongoing Teacher-Researcher Project

Research: Why Handwriting is Important

- ... automatic letter writing is the single best predictor of length and quality of written composition
- If handwriting skills aren't automatic, it interferes with the whole writing process: K - 12!
- Brain scans indicated that "handwriting, not keyboarding, leads to adult-like neural processing in the visual system...handwriting may have a particular role in setting children up for reading acquisition"
- Pictures of the brain have illustrated that sequential finger movements activate massive regions involved in thinking, language, and working memory—the system for temporarily storing and managing information

When a student is not struggling with letter formation, he is freer to write fluently.

- Regie Routman