








Kindergarten-Friendly Handwriting, Phonics, and Word Work Pages Provide Support and Challenge for Diverse Learners

<p>Dd  <u>skylar</u></p> <p>dog dot Dad</p> <p>d (Curve up and around, way up and down) dog</p> <p>d d d d d d d d d d d d d d</p> <p>Make a row of the lowercase letter "d". Which "d" do you think looks best? Make a star by your best letter.</p> <p>dog dog dog dog</p> <p>After you can write dog, you get to draw a picture.</p> 	<p>Dd  name <u>Riley</u></p> <p>dog dot Dad</p> <p>d (Curve up and around, way up and down) dog</p> <p>d d d d d d d d</p> <p>Make a row of the lowercase letter "d". Which "d" do you think looks best? Make a star by your best letter.</p> <p>dog dog dog</p> <p>After you can write dog, you get to draw a picture.</p> 	<p>Dd  name <u>maisy</u></p> <p>dog dot Dad</p> <p>d (Curve up and around, way up and down) dog</p> <p>d d d d d d d d d d</p> <p>Make a row of the lowercase letter "d". Which "d" do you think looks best? Make a star by your best letter.</p> <p>MY dog is named hanna</p> <p>After you can write dog, you get to draw a picture.</p> 
<p>Dd  name <u>Thayer</u></p> <p>dog dot Dad</p> <p>d (Curve up and around, way up and down) dog</p> <p>d d d d d d d d d d</p> <p>Make a row of the lowercase letter "d". Which "d" do you think looks best? Make a star by your best letter.</p> <p>Take dog</p> <p>After you can write dog, you get to draw a picture.</p> 	<p>Dd  name <u>EMMA</u></p> <p>dog dot Dad</p> <p>d (Curve up and around, way up and down) dog</p> <p>d d d d d d d d</p> <p>Make a row of the lowercase letter "d". Which "d" do you think looks best? Make a star by your best letter.</p> <p>I laugh at my daddy because he makes funny faces at me</p> <p>After you can write dog, you get to draw a picture.</p> 	<p>Dd  name _____</p> <p>dog dot Dad</p> <p>d (Curve up and around, way up and down) dog</p> <p>d d d d d d d d d d</p> <p>Make a row of the lowercase letter "d". Which "d" do you think looks best? Make a star by your best letter.</p> <p>I love my dad</p> <p>After you can write dog, you get to draw a picture.</p> 

Gradual-Release-of-Responsibility Ends in Authentic Individualized Practice:

- Always fingerspell the letter and connect the letter with key phonics symbols before printing.
- Teach the children to pause for closure after the first row of letters. Which "d" do you think is best? Why? Circle it! (Teacher may also verbalize her choice and why.)
- Some children will need additional one-on-one coaching on "d"; others will be ready to choose how to finish the page.
- Develop a consistent lesson format so children learn how to proceed with intention.
- Challenge young writers to be creative and practice their writing and drawing.
- This can be a five or ten minute lesson, depending on your time constraints and goals. Letters are best taught in a small group, however these pages also lends themselves to a large group guided writing lesson with the instructor quickly moving around the room to help each child assess their "d" and provide needed coaching.
- Let these pages be one piece of a systematic writing-to-read program. We recommend starting these differentiated handwriting pages in mid-October or November after children can already print their name fluently and some power sentences: I love my...

We Have the Opportunity to Plant Lifelong Habits for Legible Handwriting