


Optimal Learning with ABC Books in Preschool and Kindergarten: Sing, Sign, and Read for an Engaging Multisensory Adventure!



ABC Phonics: Sing, Sign, and Read!
book and CD by Nellie Edge
(Sign2Me/Northlight Publishing, 2010)


Begin the year with one key ABC and phonics book as your anchor text! We are excited to announce the initial publication of *ABC Phonics: Sing, Sign, and Read!* a multicultural ABC book and CD in teacher's edition. Hundreds of teachers and parents using earlier versions of this book have proven the power of adding singing, fingerspelling, and American Sign Language (ASL) to their ABC program! Engaging children in a multisensory musical adventure as they develop letter and sound correspondence dramatically increases recall. Read about our action-research on "Multisensory ABC and Phonics Immersion" in a free e-Book at nelliedge.com.

Send home a copy of the Family ABC Phonics chart that accompanies the *ABC Phonics: Sing Sign and Read!* book so children can practice from the same foundation program at school and at home. (See www.sign2me.com for free ABC Phonics tutorial videos and ABC Phonics Reference charts to support teachers and parents in accurately learning American Sign Language and fingerspelling along with children.)

Your Multicultural ABC Book Becomes an Anchor Text


After children have gained mastery of letters and sounds with this multicultural ABC text (i.e. they can instantly recognize and fingerspell all of the letters and accurately pronounce the corresponding key phonics sound), use this pattern as a bridge to introduce other delightful ABC books to the children. (Continue using fingerspelling for initial consonants and refer back to your original key phonics symbols as anchors to long term memory. "Oh, we know A/a/alligator and in this book we have A/a/apple... Who knows another word that starts with the /a/ sound?") See our list of "Favorite ABC Books for Preschool and Kindergarten" at www.nelliedge.com/childrensbooks.

- **Reinforce letter recognition and phonics skills in daily "kid writing" and expect 100% mastery from every kindergarten child.** (Some children may need more time and more individual scaffolded practice; all children are capable of learning through multisensory channels). Many preschool children will be able to remember the letter sound and corresponding phonics symbol, even though developmentally they are just beginning to visually recognize letters in print. Combining singing, signing, and initial sound awareness is great phonemic awareness training for preschool children.
- **Connect the letter, sound, and key phonics symbols to each child's name.** Teach each child to fingerspell the initial letter in their name and challenge them to learn all the letters in their name. Connect the letters and sounds to the *ABC Phonics: Sing, Sign, and Read!* book.
- **Celebrate when a child becomes an ABC and Phonics Champ or "Expert."** We like to give the child a playful certificate with their picture and name on it. (See photo essays.) Honor the kindergarten experts by inviting them to become "ABC and Phonics Helpers" with children who are still learning letters and sounds.
- **Use elaborative rehearsal strategies: Practice to classical music,** practice silently, practice the song as a handjive, stand and make big movements, sit and make smaller Sign Language gestures. Sign the ABCs while facing an elbow buddy. Help each other! Practice while quietly walking down the hall...



- **Repetition through multiple modalities builds faster and faster memory pathways**, so vary the rehearsal strategies.
- **Practice for accuracy** and mastery using the same ABC and phonics symbols; practice from the class chart; practice with the large individual ABC ASL cards; refer to the tabletop reference charts during “Kid Writing” Workshop.
- **Practice makes permanent!** Only perfect practice make perfect! Monitor each child’s progress. Use the free ASL video tutorials at Sign2Me.com. to develop accuracy, speed, and confidence!

- **Teach ABC recognition and associated phonics skills in sets of four to eight letters** and in fluent, natural phrases. Evaluate each child for accuracy with fingerspelling and clear phonics articulation on an ongoing or weekly basis.
- **Provide extra support for harder-to-accelerate students early on.** Do not let children fall behind! The large ABC ASL instructional cards are perfect for one-on-one tutoring. Expect and support mastery of these foundation literacy skills.



- **Keep practice joyful and engaging** so children build positive attitudes about learning to read!
- **Remind children to keep practicing at home:** send the “Family ABC Phonics Chart” and “Parents as Partners” letters home to encourage family learning.
- **Celebrate** as each child can perform the entire chant accurately: **Award the child with an “ABC and Phonics Champ” badge or “ABC Expert” certificate.**



For *ABC Phonics: Sing, Sign, and Read!* parent letters, complimentary e-Books, and video clips, see nellieedge.com. For ASL tutorial videos, see

