



Use These Graphics to Create Word Stamp Cards


To help you create word cards to compliment your stamping center activities, we have created these graphics from the *Wooden Animal Stamp Set*, published by Melissa & Doug®. We recommend that you mount each graphic on black construction paper and laminate it. For literacy strategies see free online photo essay: *Make Stamp and Read Skinny Books* at www.nellieedge.com



whale




horse



turtle



rabbit



lion




tiger



octopus




zebra





dog

Add Laminated Word and Stamp Cards to Your “Stamp and Read Skinny Book” Center




These cards can be ideal as literacy tools to:


- Develop the concept of a word
- Promote awareness of beginning sounds
- Provide a model for conventional “adult spelling” of words
- Allow children to share and communicate, “I need the butterfly stamp and card. Does anyone have that? Thanks Landon.”
- Develop phonemic awareness
- Teach high-frequency words




Nellie Edge High-frequency Word Stamps, and *Wooden Animal Stamps* by Melissa & Doug, Inc. (with templates for making word and stamp cards) are available online at nellieedge.com.



shark



elephant




dolphin




pig



sheep



cow



cat

Farm Animals

--	--	--	--

Ocean Animals

--	--	--	--

Zoo Animals

--	--	--	--

Pets

--	--	--	--