



August 2017



*As parents and teachers, we have a covenant:
We jointly share responsibility for educating your child...*

Sun	Mon	Tue	Wed	Thu	Fri	Sat
		1 <i>Count to 20 and beyond.</i>	2 <i>Explore nature in your backyard or at the park.</i>	3 <i>Sleep outside under the stars. Sing ♪ Twinkle, Twinkle, Little Star ♪</i>	4 <i>Take walks around the neighborhood. Notice flowers</i>	5 <i>Sing family songs and dance together.</i>
6	7 <i>Talk about what life was like when you were five years old.</i>	8 <i>Sing counting songs and Mother Goose rhymes.</i>	9 <i>Ride the city bus or take a train ride.</i>	10 <i>Collect rocks. Draw pictures of them. Sort them by size or color.</i>	11 <i>Watch the ABC Phonics: Sing, Sign, and Read! video. Learn the whole song!</i>	12 <i>As a family, make a grocery list. Go shopping together.</i>
13	14 <i>Draw pictures on the sidewalk with chalk.</i>	15 <i>Go to a children's museum.</i>	16 <i>Help your child practice writing her name, using a capital letter and then all lower case.</i>	17 <i>Draw a picture and write a letter to Grandma or Cousin.</i>	18 <i>Listen and watch for local birds.</i>	19 <i>Make cookies with your child. Read the recipe as you go.</i>
20	21 Solar Eclipse <i>Take a walk around your school. How many days until school starts?</i>	22 <i>Ask your child to count all the stop signs she sees today.</i>	23 <i>Tell silly jokes until everyone is laughing.</i>	24 <i>Sing and fingerspell the ABC Phonics song until you know it by heart.</i>	25 <i>Ask your child to help you make a salad with four or five ingredients.</i>	26 <i>Where is your child's favorite reading nook? Read her a book there.</i>
27	28 <i>Play ball-catching games. Help your child kick, bounce, and throw.</i>	29 <i>Blow bubbles. Watch them float and pop!</i>	30 <i>Share a story from when you were very young.</i>	31 <i>Sing, talk, and read every day with your child.</i>		


Thank you for being Parents as Partners in Kindergarten literacy!

Choose a few activities every week. Compliments of Nellie Edge Online Seminars



September 2017

Memorize, recite, and perform language



Sun	Mon	Tue	Wed	Thu	Fri	Sat
					1 Help your child print his first name with good handwriting.	2 Enjoy hearing your child recite some nursery rhymes.
3 Ask your child to sing and sign ♪"L-O-V-E Spells Love." ♪ Write "love."	4 Labor Day Talk to your child about your best school memories.	5 Notice the sunset. Is the moon out tonight?	6 Notice changes in weather. Talk about clouds, precipitation, temperature and seasons.	7 Read with your child at least 20 minutes each night.	8 Watch the ABC Phonics video clips: Sing and sign with your child.	9 Find many reasons for your child to print his name. Practice two times every day.
10 Grandparents Day Visit or tell stories about your parents.	11 Patriot Day Plan a special family "cheese and breads" evening—Parisian style. Enjoy classical music.	12 Talk about signs of Fall while driving or walking with your child.	13 Teach your child to fingerspell her name.	14 Visit an older friend. Let your child perform a song or nursery rhyme.	15 Encourage your child to practice the ABC Phonics: Sing, Sign, and Read! song until they are experts.	16 Constitution Day Let your child set the table for lunch. Count silverware.
17 Help your child memorize your phone number through a silly song.	18 Sing some family songs with your child. Talk about what the songs mean to you.	19 Enjoy a Fiesta Night! Celebrate with a new variety of salsa, chips, and music!	20 Introduce new color words such as amber, turquoise, and magenta.	21 September / Fall Equinox Celebrate the first day of fall!	22 Ask your child to perform ABC Phonics: Sing, Sign and Read! for the family.	23 Tell family stories during dinner time.
24 Play games outside: Hop, skip, jump or throw a ball!	25 Create a writing tote. Encourage your child to draw and make books. Keep it fun!	26 Ask your child to sing and sign ♪"L-O-V-E Spells Love." ♪	27 Encourage your child to count everything! Count to 100 and beyond.	28 Take a neighborhood walk—watch leaves beginning to change color. Recognize names of trees.	29	30 Make leaf rubbings with crayons.


Thank you for being Parents as Partners in kindergarten success! Sing, talk, and read!

Choose a few activities every week. Compliments of www.NellieEdge.com



October 2017

Read together every day and enjoy counting everything!

Sun	Mon	Tue	Wed	Thu	Fri	Sat
<p>1 Read the Poetry "I Can Read" Notebook together with your child.</p>	<p>2 Let your child help make breakfast. Count and measure everything.</p>	<p>3 Sing a song you loved when you were little. Ask your child to teach you a new kindergarten song.</p>	<p>4 Find opportunities for your child to print his name and write "heart word" sentences: I love you. I see the cat.</p>	<p>5 Watch for the full moon tonight.</p>	<p>6 Practice name writing or "heart word" sentences.</p>	<p>7 Enjoy a special family "cheese, fruits, nuts, and crackers" meal.</p>
<p>8 Go for a walk together. Which trees do you recognize? Gather leaves. Notice signs of fall.</p>	<p>9 Share a new bedtime story or rhyme with your child.</p>	<p>10 Columbus Day Recite favorite nursery rhymes together.</p>	<p>11 Continue reading with your child at least 20 minutes each night.</p>	<p>12 Talk about what time you eat dinner: Notice the wall clock.</p>	<p>13 Visit an older friend. Let your child perform a song or rhyme.</p>	<p>14 Read the street signs in your neighborhood.</p>
<p>15 Recite favorite fall poems from the "I Can Read" Poetry Notebook.</p>	<p>16 Take a walk and notice the stars: Sing ♪Twinkle, Twinkle Little Star ♪ together.</p>	<p>17 Talk with your child about what you are grateful for.</p>	<p>18 Ask your child to tell you about their favorite school activity.</p>	<p>19 Practice "heart words." Listen to the Sing, Sign, Spell, and Read! CD.</p>	<p>20 Sing ABC Phonics: Sing, Sign and Read! together every day.</p>	<p>21 Take your child grocery shopping. Let her select a new vegetable or fruit for the family.</p>
<p>22 Let your child prepare a snack—with no help from any adults. Compliment his efforts.</p>	<p>23</p>	<p>24 Look for shapes: circles, triangles, rectangles, and squares.</p>	<p>25 Continue encouraging your child to draw and write. Keep it fun!</p>	<p>26 Recite rhymes about pumpkins.</p>	<p>27 Tell family stories during dinner time.</p>	<p>28 Decorate a pumpkin or squash. Count the seeds.</p>
<p>29 Count to 100 and beyond with your child.</p>	<p>30 Talk about harvest time. Find pictures of produce.</p>	<p>31 Halloween  Celebrate the last day of October!</p>				

Thank you for being Parents as Partners in kindergarten success! Keep learning active, joyful, and engaging.

Choose a few activities every week. Compliments of www.NellieEdge.com



November 2017

Dance and sing, talk and read with your child every day.

Sun	Mon	Tue	Wed	Thu	Fri	Sat
			<p>1 Tell family stories during dinner time.</p>	<p>2 Encourage your child to perform ABC Phonics: Sing, Sign, and Read! frequently.</p>	<p>3 Ask your child to recite favorite nursery rhymes or poems about leaves.</p>	<p>4 What new colors can you name? Silver, turquoise, gold, mint.</p>
<p>5 Daylight Savings Ends Remember to turn your clocks back!</p>	<p>6 Sing some family songs with your child. Talk about what the songs mean to you.</p>	<p>7 ELECTION DAY Talk about what it means to be an American.</p>	<p>8 Count everything! Count by 10's to 100.</p>	<p>9 Ask your child to perform The Pledge of Allegiance with American Sign Language.</p>	<p>10 Find many ways for your child to write her name and "heart word" sentences: I love you. I like my dog.</p>	<p>11 VETERAN'S DAY </p>
<p>12 Continue encouraging your child to draw and write and make books!</p>	<p>13 Read with your child at least 20 minutes each night: Include a book from The Read & Sing Book Club.</p>	<p>14 Count backwards from 10 to 1.</p>	<p>15</p>	<p>16 Visit an older friend. Let your child perform a song or rhyme.</p>	<p>17 Find 3-D shapes: cylinders, cones, cubes, spheres.</p>	<p>18 Let your child set the table for lunch. Count silverware.</p>
<p>19 Enjoy singing the ♪T-h-a-n-k: Thank You ♪ song.</p>	<p>20 Talk with your child about what you are grateful for.</p>	<p>21 How many ways can you make the number 10? Play with numbers!</p>	<p>22 Talk about your family Thanksgiving traditions and what they mean to you.</p>	<p>23 Thanksgiving Vacation  Invite your child to perform the ABC Phonics song for the whole family.</p>	<p>24</p>	<p>25 Read with your child at least 20 minutes every day.</p>
<p>26 Tell a bedtime story by candlelight. Make a wish before blowing out the candle.</p>	<p>27 Find small items around the house to sort into groups of ten.</p>	<p>28 Take an evening walk and look for the brightest star.</p>	<p>29</p>	<p>30</p>		




Thank you for being Parents as Partners in kindergarten success: Celebrate language!

Choose a few activities every week. Compliments of www.NellieEdge.com



December 2017

Talk and sing about your favorite things and people you love.

Sun	Mon	Tue	Wed	Thu	Fri	Sat
					1 Look at the calendar. How many days until someone's birthday? Count.	2 Enjoy watching your child sing and sign Twinkle, Twinkle Little Star.
3 Sing some favorite seasonal and inspirational songs with your child. Consider making a family song book.	4	5 Continue reading with your child at least 20 minutes each night.	6 Take night walks and enjoy the winter sky. Sing <i>Winter is Coming...</i>	7 Pearl Harbor Remembrance Day Decorate paper bags with colored markers for gift wrap.	8 Make popcorn. Eat it, string it, or leave some outside for the birds!	9 Let your child make cards for Grandma or a favorite Uncle or Aunt.
10 Encourage your child to review the ABC Phonics: Sing, Sign, and Read! Song. Perform for any attentive listener!	11 Ask your child to sing, sign, spell, and read their newest "heart words."	12 Continue to count everything and continue practicing new "heart words" and sentences.	13 First Night of  Hannukah	14 Visit an older friend. Invite your child to perform one of his or her favorite new songs.	15 Enjoy family dinner time together: build happy memories. (No electronics!)	16 Winter is coming! Notice winter birds. Talk about bird migrations. Light candles.
17 Take a walk and talk about the changing seasons—What do you notice?	18 Talk with your child about what you are grateful for.	19 Participate in a toy or food drive.	20 Winter Solstice Today is the first day of winter. How will the weather change?	21 Sing and spell the word "because" to the tune of "Twinkle, Twinkle Little Star."	22 Find a sphere; use a string to measure its circumference. How long is the string?	23 Talk about family winter holiday traditions and what they mean to you.
24 31 New Year's Eve	25 MERRY CHRISTMAS 	26 First Day of  HAPPY KWANZAA	27 Let your child prepare lunch—with no help from any adults. Compliment her efforts.	28 Tell family stories during dinner time.	29 Talk about New Year's resolutions.	30



Thank you for being Parents as Partners in kindergarten success: Celebrate childhood!



January 2018

Dance and sing, talk and read with your child every day.

January, January
Another brand new year.
Say goodbye to 2017
For 2018 is here!

Sun	Mon	Tue	Wed	Thu	Fri	Sat
	1 NEW YEAR'S DAY Sleep in ...talk about New Year's resolutions. Write 2018	2 Talk about the weather each day: Notice clouds, temperature, precipitation...	3 Count everything! Count by 2's. Count backwards from 20.	4 Tell your child a school memory and ask what he liked best at school today.	5 Tell family stories during dinner time.	6 Count everything! Count by 10's to 100 and by 5's to 100.
7 How many ways can you form the number 10 from ordinary objects around the house?	8 Talk about what you love and what you are grateful for.	9 Sing favorite family songs with your child. Talk about what the songs mean to you.	10 Continue practicing high-frequency "heart words" and "heart word" sentences.	11 Write January, 2018 and draw a picture! Make a book about winter.	12 What did you do as a writer today?	13 Go to the library and bring home Elephant and Piggie books by Mo Willems. Enjoy!
14 Continue reading with your child at least 20 minutes each night.	15 MARTIN LUTHER KING JR. DAY Watch "I Have a Dream" speech on YouTube.	16 Create a writing and art tote and encourage your child to make books. Writing teaches reading.	17 Read the calendar. Count the number of days in January.	18 Make vegetable soup together. Read the recipe. Measure and count everything.	19 Ask your child to sing, sign, spell, and read her favorite words.	20 Have story time with hot cocoa.
21 Cut paper snowflakes, and hang them around the house.	22 Talk about Martin Luther King Jr. and how he taught peaceful ways to solve problems.	23 Continue to make family dinner time a huge priority! Laugh together...	24 Draw pictures of cats and dogs, and write about favorite animals.	25 Find 10 objects. How many ways can you and your child make groups of 10?	26	27 Make play dough. Ask your child to tell a story about what he has shaped.
28	29 Tell bedtime stories. How do we know it is winter?	30 Talk about how you make a snowman: First... next... then... last.	31	 		

Thank you for being Parents as Partners in kindergarten success! Inspire your child to work hard.

Choose a few activities every week. Compliments of www.NellieEdge.com

Close your eyes and do not
peek and I'll rub spring
across your cheek...

From *Pussy Willow*
by Aileen Fisher



February 2018

Music is Magic: Sing and Sing and Sing...



Sun	Mon	Tue	Wed	Thu	Fri	Sat
				1 <i>Read with your child every day. Talk about the stories.</i>	2 Groundhog's Day <i>Make family dinnertime special. Share stories and tell jokes.</i>	3 <i>Ask your child to write his first and last name with good handwriting.</i>
4 Rosa Parks Day <i>Read Valentine poems from the "I Can Read" Poetry Notebook</i>	5 <i>Play "Simon Says." Play "Mother, May I?"</i>	6 <i>What words rhyme with "cat?" Make a list.</i>	7 <i>Count by 2's. Count backward from 10.</i>	8 <i>Find some pussy willows and recite "Close your eyes and do not peek..."</i>	9 <i>Look at Abraham Lincoln's face on a penny.</i>	10 <i>Take a walk together and talk about the shapes of clouds.</i>
11 <i>Count how many steps you take from your house to your car.</i>	12 President Lincoln's Birthday <i>Memorize your address and phone number.</i>	13 <i>Write your first and last name with good handwriting.</i>	14 Valentine's Day <i>Sing songs about love and friendship.</i>	15 <i>Tell family stories at dinnertime.</i>	16 <i>This weekend, count the birds that you see for the Great Backyard Bird Count.</i>	17 <i>Practice reciting and signing "The Pledge of Allegiance."</i>
18 <i>Let your child prepare breakfast. Teach her how to measure and mix ingredients.</i>	19 President's Day Washington's Birthday	20 <i>Check the temperature before bedtime and write it down.</i>	21 <i>Check the morning temperature. What is the difference from last night?</i>	22 <i>Hop, skip, and jump! Walk like a crab. Walk like a bear.</i>	23 <i>Notice the night sky. Are there stars out? What do we wonder about stars?</i>	24 <i>Go to the library and check out books about the real world—nonfiction.</i>
25 <i>Make cards with your child to send happy messages to Grandpa or an Auntie.</i>	26 <i>Count everything. Count to 100 and beyond!</i>	27 <i>Recite a favorite poem or sing a song and dramatize it.</i>	28			




Thank you for singing with your child: The brain is designed for music!



March 2018

Notice all the wonderful things that happen in spring.



Sun	Mon	Tue	Wed	Thu	Fri	Sat
				<p>1 Did March come in like a lion or a lamb? What words describe those animals?</p>	<p>2 Read Across America Day What is your favorite Dr. Seuss book?</p>	<p>3 Count from 50 to 100.</p>
<p>4 Visit an older friend. Let your child choose a favorite song or rhyme to perform.</p>	<p>5 Sing the songs you loved when you were a young child. Ask your child to sing some kindergarten songs.</p>	<p>6 Teach your child how to write your address. Memorize it!</p>	<p>7 Count by 2 to 100. Especially practice 10, 12, 14, 16, 18, 20.</p>	<p>8 How do we know that spring is coming?</p>	<p>9 Collect 20 coins or other items and make groups of two and five with your child.</p>	<p>10 Read the street signs in your neighborhood.</p>
<p>11 Daylight Savings Let your child help turn the clocks forward. What will be different tomorrow?</p>	<p>12 Take a walk together. What signs of spring do you see or hear or feel?</p>	<p>13 Look at the night sky: What do you wonder about the stars and moon?</p>	<p>14 Practice new "heart words." Listen to the Sing, Sign, Spell, and Read! CD.</p>	<p>15 Write "heart word" sentences: I love you because... I like my cat because...</p>	<p>16</p>	<p>17 St. Patrick's Day Notice variations of green: lime, khaki, Kelly. Who was St. Patrick? </p>
<p>18 Continue reading with your child at least 20 minutes each night. Ask questions about the stories.</p>	<p>19 Count backwards from 10 to 1. Then walk backwards, counting backwards!</p>	<p>20 March Equinox First Day of Spring </p>	<p>21 Recite favorite Spring poems from the "I Can Read" Poetry Notebook.</p>	<p>22 "Oh Spring. Oh Spring. You are a wonderful thing!"</p>	<p>23 Find things at home that are cylinders: pencil, pen, screwdriver...</p>	<p>24 Let your child help make breakfast. Count and measure everything.</p>
<p>25 Write your first and last name every day with your best handwriting!</p>	<p>26 Talk about what time you eat dinner: Notice the wall clock.</p>	<p>27 Talk with your child about what you are grateful for.</p>	<p>28 Memorize your phone number. Recite it as a chant.</p>	<p>29</p>	<p>30 Good Friday</p>	<p>31 </p>



Thank you Parents for being the most important teacher your child will ever have!



April 2018

April showers bring May flowers.



Sun	Mon	Tue	Wed	Thu	Fri	Sat
1 Easter Sunday	2 Write numbers 2 to 20 with your child. Draw 20 items.	3 Read at least 20 minutes each night. Describe your favorite book as a child.	4 March around the house while counting to 100.	5 Take a walk and talk about how you know spring is here.	6 Make a Little Book about birds in spring. What do we know about birds?	7 Recite poems from your child's "I Can Read" Notebook.
8 Take a walk with your child and notice plants that are just starting to grow. What do they have in common?	9 Sing, Sign & Spell "b-e-c-a-u-s-e." Write the word 3 times.	10 Talk about kindness with your child, and share with him the kindness you both saw today.	11 Review the next set of high-frequency "heart words" every night.	12 Add new pens and paper to the Drawing/Writing Tote. Keep making books!	13 Count everything: silverware, pennies in a jar...	14 Tell bedtime stories together. Sing favorite lullabies.
15 Help your child make breakfast for the family. Count and measure everything!	16 Make a list of things you love!	17 Talk about the things we love from nature.	18 Sing "I Love The Earth" and other songs about nature.	19 Be an entomologist: Look for bugs under rocks. Ask your child to draw one and look up its name.	20 First Day of Spring Share favorite books. What part of the story do you like best?	21 Take a walk, looking for flowers: Which ones can you name? A horticulturist studies plants.
22 Earth Day Be an arborist: Walk among evergreen trees and notice their differences.	24 Look for the first stars of the evening. Sing ♪ Twinkle, Twinkle, Little Star ♪	25 Tell family stories at dinner time.	26 Ask your child what she likes best about school.	27 Arbor Day 	28 Sing, talk, and dance with your family every day!	29 
30						

Thank you for giving your child the gift of nightly reading.



May 2018

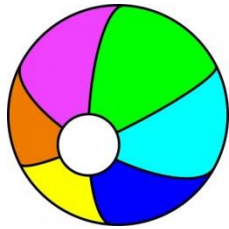


Give your child a new and interesting word every week!

Sun	Mon	Tue	Wed	Thu	Fri	Sat
	<p>Be an ornithologist! Take a walk and look for birds. What do you know about birds?</p>	<p>1 Ask your child to talk about her favorite subject and why: "I like math because..."</p>	<p>2 Sing and sign: ♫ Who? What? Where? When? Why? and How?</p>	<p>3 Continue reading at least 20 minutes each night. Talk about the stories.</p>	<p>4</p>	<p>5 Cinco de Mayo Sing Hola Mis Amigos, De Colores, and other Spanish songs.</p>
<p>6 Ask your child to review his last set of "heart words" every day until he is an expert.</p> <p>13 Mother's Day Mom: Let your child serve breakfast in bed and tell you why she loves you so much.</p> <p>20 Fix a simple dinner of cheese, veggies, dip, and nuts. Sample something new.</p>	<p>7 Sing the ♫ F-a-v-o-r-i-t-e song and the h-a-p-p-y song</p> <p>14 Draw pictures and write about what you want to do this summer as a family.</p> <p>21 How many ways can your child combine objects to make 10 using his fingers or by drawing?</p>	<p>8 Make family dinner time a priority. Enjoy talking together.</p> <p>15 Count backwards from 10 to 1. Count forward from 100.</p> <p>22</p>	<p>9 Skip around the house singing, "Skip to My Lou."</p> <p>16 Count by 2's to 100. Count by 5's to 100.</p> <p>23 Sing family songs and favorite new school songs.</p>	<p>10 What do you notice about the weather? What is the temperature today?</p> <p>17 Ask your child about her favorite author. Tell her: You are a kindergarten author, too!</p> <p>24 Notice the clouds outside. Be a meteorologist and tell someone about the weather.</p>	<p>11 Go to the library and get some new books to read about your child's favorite wild animal.</p> <p>18 Enjoy family dinner time together. Build family memories. (No electronics!)</p> <p>25 Tell stories about grandparents. Talk about family memories.</p>	<p>12 Sing, talk, and dance with your family every day.</p> <p>19 Armed Forces Day Help your child make a card and write a letter to someone special.</p> <p>26 Be an astronomer! Take a night walk and look at the stars. Do you recognize any constellations?</p>
<p>27 Eat lunch outside and read a story together</p>	<p>28 Memorial Day Pick flowers for someone you love. Talk about them.</p>	<p>29 Watch your child fingerspell the new "heart words" and then write the entire set.</p>	<p>30</p>	<p>31 Sing the ♫ Summer Is Coming song...</p>		

Thank you, Parents, for teaching your child to love books!

Choose a few activities to do each week. Compliments of www.NellieEdge.com.



June 2018

*Reading is fun, reading is fun, reading is fun for everyone.
The more you read, the better you read. So read, read, read!*



Sun	Mon	Tue	Wed	Thu	Fri	Sat
					1 <i>Ask your child to draw a picture and make a card to mail to a special relative.</i>	2 <i>Read three books today. Tell someone about your favorite one.</i>
3 <i>Sing and say the days of the week.</i>	4 <i>Count to 100 and beyond.</i>	5 <i>Sing, Sign, and Spell: because, favorite, happy!</i>	6 <i>Help your child practice saying and writing your address.</i>	7 <i>Listen to your child count by 2's to 100. Count by 5's to 100.</i>	8 <i>Reread favorite poems and songs in your child's "I Can Read" Notebook.</i>	9 <i>Help your child write a bucket list of 10 things she wants to do this summer.</i>
10 <i>Continue reading 20 minutes each night with your child—or much longer!</i>	11	12 <i>Listen to your child's favorite school songs.</i>	13 <i>Visit a neighborhood park.</i>	14 Flag Day <i>Draw a picture of our nation's flag with your child.</i>	15 <i>Check out library books every week about the natural world: stars, animals, rocks, etc!</i>	16 <i>Take a family walk at night; notice where the first stars are. Astronomers study the sky.</i>
17 Father's Day <i>Dad: Let your child help make breakfast and tell you how much he loves you!</i>	18 <i>Draw pictures with chalk on the sidewalk with your child.</i>	19 <i>Help your child write a letter to her teacher and mail it.</i>	20 <i>Look for birds in your backyard. Ornithologists study birds.</i>	21 Summer Begins <i>Lay outside with your child and look at the stars. Look for constellations.</i>	22 <i>Plan and cook dinner as a family.</i>	23 <i>Have a picnic and eat lunch outside.</i>
24	25 <i>Ask your child to sing his favorite schools songs.</i>	26	27 <i>Watch your child play jump rope or hopscotch.</i>	28	29 <i>Help your child look for bugs in your back yard to draw. Entomologists study bugs.</i>	30

Thank you for building wonderful summer memories for your child!


Choose a few activities to do each week. Compliments of www.NellieEdge.com.



July 2018

We are responsible for the memories of childhood...



Sun	Mon	Tue	Wed	Thu	Fri	Sat
1	2 Teach your child your favorite patriotic songs.	3 Teach your child "The Pledge of Allegiance."	4 Independence Day 	5 Count the days on a July calendar with your child. Point to each number.	6	7 Pick strawberries and eat them!
8	9 Help your child count backward from 10. Count by 5 to 100.	10 Make paper fans with your child. How does a breeze cool you? Talk about condensation.	11 Ask your child to describe her favorite animal and try guessing it.	12 Play outside with water on a hot day.	13 Read a favorite book with your child while sitting under a tree.	14 Hunt for rocks; sort them by color or size. Geologists study and identify rocks!
15	16 Lie outside and watch for satellites and shooting stars.	17 Discuss what different liquids feel like: water, oil, sap, lotion, etc.	18 Take your child to the library every week to get new books to read.	19	20 Describe the steps while you make sandwiches "First...next...last."	21 Take a family trip to the beach and walk in the sand. Collect shells.
22	23 Cook a dinner as a family. Count and measure everything.	24 Parents' Day Describe a favorite childhood memory to your child.	25 Help your child find shapes: square, triangle, circle, rectangle.	26 Sing family songs.	27 Walk backwards and count backwards from 10 with your child.	28 Play at a new city park or hike in the woods.
29	30 Play ball-catching games. Help your child kick, bounce, and throw.	31 Ask your child to teach a younger child to recite 1, 2, Buckle My Shoe.				

Thank you for being the most important teacher your child will ever have!