



Why? Nellie Edge Writing-to-Read “Heart Words?”

Nellie Edge writing-to-read “heart words” allow students to write **heart-connecting sentences** such as “I love you...” and build **circles of writing mastery** (I see the..., I have a..., I like my...,) so the brain has the memory space for phonics work—to **fearlessly encode sounds to print** for new words.

What Are the Research-Based Principles That Guide Our Teaching of Heart Words?

- **Children learn best when you give them a crystal-clear achievable target** to work towards and you acknowledge their success (Each color-coded set has 16 words.) Student, parent, and teacher all know what the next learning target is.
- The brain is a **musical brain**: singing releases happy chemicals. We sing, sign, spell, and write “heart word” sentences for mastery
- **Multisensory instruction with fingerspelling** accelerates learning “heart words” and phonics-based words for diverse learners
- **Emotional engagement** is the key to powerful learning
- **ABC Phonics Immersion** systematic phonemic awareness and phonics instruction


"I love you" Becomes the First Circle of Kindergarten Writing Mastery, Followed by "I see, I like, I can, I have"



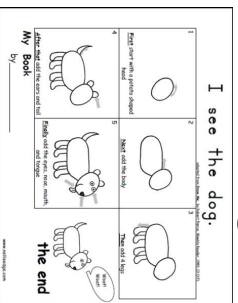

Two things young writers know for sure: 1) If I practice writing "heart word" sentences every day, my writing is going to get really good! 2) If I practice phonetic spelling, I will be able to fearlessly tackle any unknown word!



Kindergartners are absolutely able to write and illustrate 8-page books by the end of the year! Give students a comprehensive writing program!



We Teach Children to Use Draw an Animal Models: Guided drawing reinforces writing



Parallel Instruction


Some children use a model sentence:


I see the... (cat).

This is a... (cat).

Some write independently:

I like my cat because....




 Drawing and writing are reciprocal sign/symbol systems

257

What a Sense of Pride and Awe I'm an author now!

All smiles, Zeke then turns to teacher and says, "And I'm an author now!"



Draw an Animal: Make a Rubber Band Book



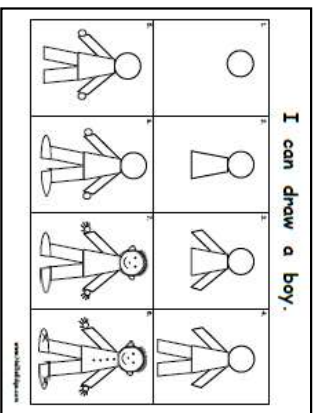


Authentic word work grows kindergarten writers. Children build fluency for writing workshop by repeatedly writing high-frequency "heart word" sentences (I see the..., I like my..., I can see a...).

258

Some Teachers Also Provide "I can draw a boy/girl" Models and Teach Children One Way to Draw People

Preschool children will learn to draw simple figures before kindergarten

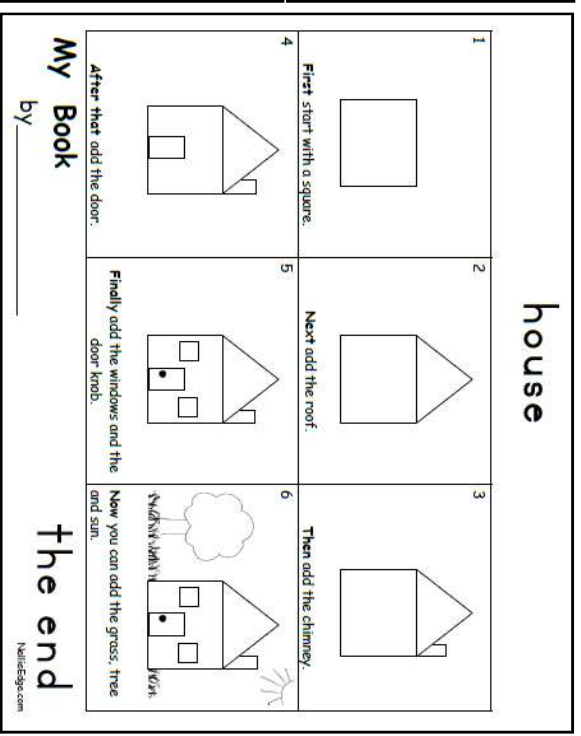

Each student develops their own unique drawing style!





259

Teach Children to Draw a House the Beginning of the Year: Sing [I This is my house h-o-u-s-e...](#)

house




 Children label "house," "tree," and "sun" or write a sentence. 

Teach the High-Frequency Word "the" and "the end"

You can say the,
You can say the
But it's always spelled
"T-h-e!"

Stand! (rhythmic chant)

T-h-e e-n-d. The end!
Do it again!



Our Nellie Edge Read and Sing Big Books™ end with "the end."

[See video clip](#)



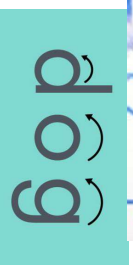
Expect children to start writing "the end" on the last page of their own books.

169

I Like to Start Rubber Band Books with "dog"







Use black pens and twistable crayons or colored pencils.
Sky write "dog." (d: curve up and around, way up, and down)



171

In Our Independent Writing Centers We Use Heart Word Sentences to Build Confident, Happy Kid Writers:

Children learn to draw and make really cool books



Notice spacing between words, handwriting, punctuation, pride and joy:
I love my book!

170

Do a Large Group Guided Drawing Lesson

Students use white erase boards

I see the dog.

1		2		3	
4		5		Then add 4 legs.	

After, that add the ears and tail.

My Book by _____

the end

Woof!
Woof!

Inspiration from Becky Leber and Robert Perre
NellieEdge.com

Notice procedural writing clues.

172

Kindergartners Learn to Write Two Kinds of Words

(And writing teaches both kinds!)

Dear Parents,

Good kindergarten writers know there are two kinds of words: Words they learn to write "by heart" (with good handwriting) to build writing fluency. And words they listen to, stretch through, and write the sounds for. Students use **phonetic spelling** for these words.

As we work together, your child will use both kinds of words to grow into a proficient reader and writer! In the picture below are 4 sets of writing-to-read words that students are learning "by heart." First they will practice writing the set of pink "heart words" until all 16 words are automatic. **Each child moves at an individual pace.** Soon, all children will be writing the "heart word" sentence: "I love you." and they will begin practicing purple "heart words"—all with attention to good handwriting. We will send you copies of each new set of "heart words" as soon as your child has mastered the previous one. Some schools may have slightly different sets of words.



Kindergartners are mastering essential phonemic awareness and phonics skills. As they memorize the *ABC Phonics: Sing, Sign, and Read!* song, they will use this foundation to learn how to instantly read and write any CVC (consonant-vowel-consonant) word such as man, pen, big, top, and bug, and fearlessly tackle any unknown word with phonetic spelling.

Thank you for being partners in growing kindergartners who not only learn how to read and write--but love to read and write. Together we will have a great year!

SMILES,
Your Kindergarten Teacher

A Nellie Edge "Parents as Partners" Letter. Permission to use or adapt with credits noted.



name _____


Kindergarten Handwriting
integrates multisensory ABC
Phonics Immersion and
writing-to-read "heart words."
It builds writing automaticity

alligator apple at

 (Curve up and around, up and down.)



I see the apple.



If you know the letter "a", then you know the word "a"!

Sing, Sign, and Spell to Accelerate Literacy

M-O-M Spells Mom... A Song That Keeps Evolving

Mom: Touch thumb of '5' hand to chin once or twice.

Dad: Touch thumb of '5' hand to center of forehead once or twice.

You: Index finger points outward to other person.

Me: Index finger points to self (in chest area).

My: Flat hand on chest.

M-o-m spells mom.

D-a-d spells dad.

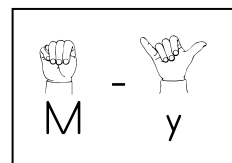
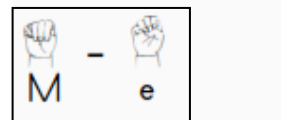
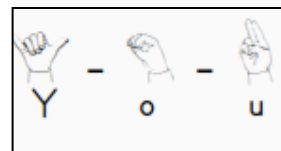
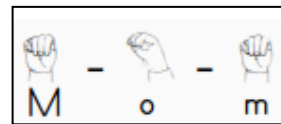

Y-o-u spells you.

And m-e spells me.

And m-y spells my.

by Nellie Edge

Substitute or add "w-e spells we, or m-y spells my" to fit your writing/reading goals.



Notice our "heart words" are attached to the ABC Phonics: Sing, Sign, and Read! word wall.

♥ Fingerspelling "heart word" models



M-O-M Spells Mom
Words and music by Nellie Edge


Phonemic Awareness: Build Success Segmenting and Blending

This is a perfect song to develop phonemic awareness. After the children have a memorable sense of the song, sing it in phonemes (no fingerspelling) and then invite the children to join you. "M/o/m is mom...and y/ou is you." This gives children instant success with the concept of stretching out and segmenting the sounds (phonemes) in words and blending them back together.

Available on *Music is Magic* CD with Nellie Edge and Tom Hunter. See *M-O-M Spells Mom* ASL video clip at www.nellieedge.com/video

♥ Fingerspelling "heart word" models are available in the Sight Word Play Dough Mat Bundle at Nellie Edge TpT Store.

Sight Word Play Dough Mats



The BUNDLE
Multisensory Word Work

Pink “Heart Words” Build Powerful Sentences

I love you. I see the dog. I like my cat. I can see Mom. I have a cat.

Heart Word Sentence Song

by Nellie Edge

I love...

I see...

I like...

I can...

I have...




Practice daily quick writes!




We use “heart word” sentences to teach spacing between words, punctuation, good handwriting, and to build circles of writing mastery.

Children Can Practice Writing Numbers and "Heart Word" Sentences

First thing every morning during settling-in time



After you write your numbers, Turn the paper over.



- Even in Title 1 schools where some students have attendance issues and limited literacy experiences, students become writers
- Lightweight graph paper is not ideal for sentence writing, but **use what you have!**
- Systematically and intentionally **build writing muscle and stamina**
- A comprehensive writing program includes daily "heart word" sentence quick writes!
- Writers know there **are two types of words**: Words they are expected to instantly know "by heart" and words they listen, stretch out, and write the sounds for

Name _____

Date _____

Why do I practice writing 3 heart word sentences?

If I practice every day my writing is going to get really good!

1 ♥

2 ♥

3 ♥

Name _____

Date _____

Why do I practice writing 3 heart word sentences?

If I practice every day my writing is going to get really good!

1 ♥

2 ♥

3 ♥

Name _____

Date _____

I can write 5 different heart word sentences!

1 ♥

2 ♥

3 ♥

4 ♥

5 ♥

Why do I practice writing "heart word" sentences?

If I practice this every day, my writing is going to get really good!

	Not yet	Starting to	Yes!
Spell heart words spelled correctly?			
Use good handwriting?			
Leave spaces between words?			
Put punctuation at the end of each sentence?			

*** I am an expert at 5 heart word sentences! ***

Kindergarten Heart Word Celebrations:

Kids and Parents LOVE These Badges and Certificates!



I	cat	a	love	dog	you
th	Hip Hip Hooray! You know all your pink heart words.				like
Mom	Name _____				house
see	Date _____	Congratulations: you can do hard things!			again
like	house	th	we	see	Dad


This Big FREEBIE Includes:

- How to make celebration badges
- 4 printable "heart word" badges
- "How Kindergarten Handwriting Reinforces Heart Words"
- Brain-friendly practices for teaching sight words
- "All About Heart Word Songs with QR Codes"
- Pink, purple, yellow, and green printable certificates
- Blog: *Build Circles of Kindergarten Writing Mastery*

Our Most Important Informational Message: "Dear First Grade Teacher..." Messages from Mrs. Nelson's Kindergarten

JUN 05 2012

Name Athan Paimorear Date _____



Dear teacher my soccer teams name is handlers. some of my favorite subjects in school are Math and Reading and Writing. My favorite book is Little House books. I have two cats. I like football.

(1 of 3 pages)

JUN 05 2012

Name Kaley Johnson Date _____



Dear teacher I am 5 years and I love dogs. Teacher can we study dogs? I am gud at soccer I like every animal! I never touched a fish.

(1 of 2 pages)

Dear Teacher, My soccer team's name is Handlers. Some of my **favorite** subjects are math and reading and writing. My **favorite** book is Little House books. I have two cats. I like football. I love PE. It is really fun. I like running. My **favorite** game is Clue and Life. I am 6 years old. I love animals. I am especially interested in Giant Pacific octopus.

Dear Teacher, I am 5 years and I love dogs. Teacher, can we study dogs? I am good at soccer. I like every animal! I never touched a fish. I love my dogs and my cats because they love me. Dogs are my **favorite** animal. My **favorite** color is pink. I have two dogs, Maizie-Mo and Edwin.

Kaley used 38 "heart words" and 17 phonetically spelled words. Athan used 37 "heart words" and 27 phonetically spelled words.

Fluency with writing-to-read "heart words" builds writing stamina.

We highlighted "heart words" that Athan and Kaley instantly knew.

Empowered young writers used the *Sing, Sign, Spell, and Read!* words "favorite" and "because."

Over 65% of the words these proficient writers used are high-frequency "heart words"!

Notice: Students fearlessly used phonetic spelling on any unknown words.

Nellie Edge Writing-to-Read Heart Word Program (aka Sight Words) Is a Multisensory, Researched-Based Approach:

- Build circles of writing mastery: Integrate handwriting and sight word work
- Provides crystal-clear learning targets and differentiates instruction
- Involves Parents as Partners with systematic, actionable, targeted, at-home practice
- Provides an art-rich TAG Learning Model for ALL students (*Sing, Sign, Spell, and Read!*)

Kindergarten Sight Words
a.k.a. Nellie Edge Heart Word Program

Bundle includes:

- MasterClass Intensive Power Guide
- Sight Word Songs: MP3 and "I Can Read" program
- Heart Word templates, posters, and activities

www.NellieEdge.com

Best Practices for Teaching Kindergarten Sight Words

A MasterClass Intensive with Nellie Edge

Sight Word Songs
MP3 and "I Can Read" Program

Sing, Sign, Spell, and Read!
by Nellie Edge

32 Spelling Songs with QR Codes

...and new digital resources for home learning!

Sight Word Templates

from Nellie Edge Kindergarten Heart Word Program

www.NellieEdge.com

Hip Hip Hooray!

We Know Our Heart Words
Class Book

Teachers love it. Students love it. Parents love it!

"I absolutely love this program! Integrating handwriting with sight word practice is amazing! Very authentic learning." Jessica H. quote from TpT

"This is amazing and has changed how I teach sight words, into a method that is more meaningful, engaging, and appropriate for kindergartners. Thank you!" -Anastasia I.

"I love this resource for my guided groups, and I love the heart word sentences that come with it." -Shakti B. quote from TpT

"I Love Nellie! I have been using her resources since I took her online seminars. I purchased this resource to have easily available to me when printing. My students love the heart word boards/posters and are so excited when a new color is pulled out."

-Ciara Z quote from TpT