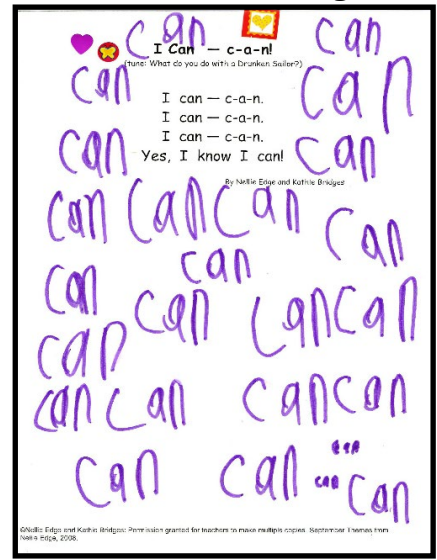


Social Emotional Skills and Language Are the Foundation for Excellence:
*Discover Poems, Songs, and Rhymes That Develop Oral Language and SEL Skills:
 Emotional Intelligence, Friendship, Growth Mindset, and a Love of Learning (K-2)*



Poems, songs, and rhymes are listed by Poetry Notebook Collection Titles

Maintain supportive relationships and bolster emotional self-management skills (See [NellieEdge.com/Videos](https://nellieedge.com/videos) for sign language songs)

- *Hello Neighbor* with QR code (Co-active dance); September
- *Hola Mis Amigos/Hello My Friends* with QR Code (Signed video); September
- *Adios Amigos/Goodbye My Friends* with QR code; (Signed video); September
- *One Potato, Two Potato* with QR code (Co-active fist-climbing rhyme); January
- *Pledge of Allegiance* with QR (Sing, sign & perform: See instructional videos); September
- *Miss Mary Mack* with QR code (hand-jive); January

Develop curious, self-confident learners with good health habits

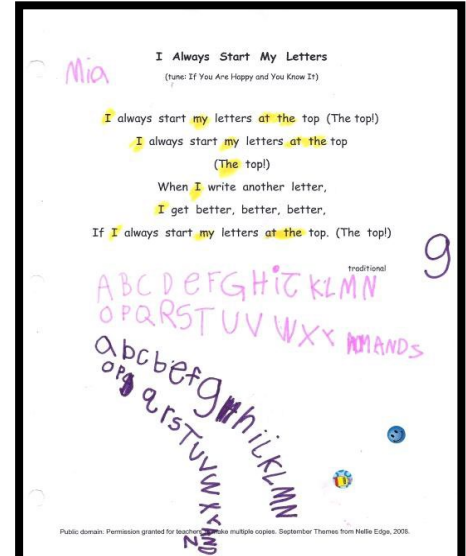


- *Baby Birdie* with QR code (dramatize growing from small to big); October
- *I Always Start My Letters at the Top* with QR Code (Learning affirmation); September
- *We Can Write "By Heart" Words* with QR code (Celebration of new learning); Literacy
- *Engineering Song: Ask, Imagine, Plan, Create!* with QR code; Sciencing
- *ABC Phonics: Sing, Sign, and Read!* with videos (Growth mindset lessons); September
- *Walking Rhyme* with QR Code (Healthy exercise habits rhyme); May/June
- *Before I Sneeze* with QR Code; November

Manage and communicate emotions respectfully

- *Wrinkled Heart Rhyme: Before you speak, think and be smart...*; with QR Code; September
- *Hands Are Not for Hurting: I will not use my hands or my words...*; with QR; November
- *Sing Your Way Home: ...it will brighten your load...* with QR code (Sing and sign); January
- *My Responsibility: I will never hurt anyone...*; with QR Code; November
- *Martin Luther King: Let us speak and let us sing...*; with QR Code; January

Learn the names of classmates and how to be a good friend: knowing another's name is the beginning of friendship

- *Helper of the Day* with QR (name, fingerspelling, and phonemic awareness); September
- *Mary Wore Her Red Dress* with QR code (Adapt and sing about each student); September
- *Willabee Wallabee Woo* with QR Code (Rhyming name game song); September
- *You're My Friend: f-r-i-e-n-d* with QR (Turn, sign, and fingerspell to a friend!); Literacy
- *Hawaiian Birthday Love Song* with QR code; September
- *Hick-e-ty, Tick-e-ty Bumble Bee*; with QR Code (Name game); September



Develop optimism, perseverance, and a positive "I can do it!" attitude




- *I Am Very, Very Happy: H-a-p-p-y!* with QR code; December
- *Happy Thought* by Robert L. Stevenson with QR (Memorize, recite, perform); December
- *If You're Happy and You Know It* with QR (Traditional action song, adapted); December
- *Attitude Chant: I'm healthy, happy, feel fantastic...* with QR Code; January
- *I'm Optimistic* with QR Code (Chant with energy, movement, and rhythm); January
- *Optimistic* with QR Code; January
- *Perseverance* with QR Code; January
- *I Love to Read: R-e-a-d* with QR code (Signed positive affirmation spelling song)
- *A Wise Saying* with QR Code; January

Be motivated to achieve personal goals

- *I can: c-a-n!* (Sing and fingerspell with QR Code—two versions); September
- *New Year's Resolution: Kindness* with QR Code; January
- *I Like to Write* with QR code (Sing, Sign, Spell and Read!); Literacy
- *Heart Word Sentence Song* with QR Code (Sing, Sign, Spell and Read!); September
- *I Love to Read* with QR code; Literacy—My I Can Read Anthology
- *We Can Write "By Heart" Words* with QR code; Literacy
- *Reading Is Fun* with QR code; Literacy
- *Prolific Writers Are We!* With QR code; Literacy

Demonstrate and express kindness, empathy, gratitude, and polite communication (Sing, Sign, Spell, and Read!)

- *The Kindness Pledge* with QR Code; September
- *L-O-V-E Spells Love* with QR code and video link; September
- *You're My Friend: f-r-i-e-n-d* with QR code; (co-active spelling rhyme), February
- *T-h-a-n-k: I Can Spell Thank You!* with QR code (Sing, Sign, Spell & Read), November
- *My New Year's Resolution: I will say "please and thank you"* with QR Code; January
- *Sign to Me* with QR code (Please and Thank You signing song); January
- *The More We Get Together* with QR Code (Sing and sign), September
- *I Can Spell "Because"* with QR code; Literacy



Develop a deep connection to nature and respect for all living things

- *I Love the Earth* with QR code
- *A Rock Is a Letter* with QR Code
- *May There Always Be Sunshine* with QR Code (Sing and sign)
- *Fall Is Coming* with QR Code
- *Fall Is Here* with QR code
- *Bugs* with QR Code
- *Reduce, Recycle, Reuse* with QR code
- *Hurt No Living Thing* with QR Code
- *Here's a Little Seed* with QR code
- *Leaves Are Falling* musical drama with QR code; October
- *All About Flamingos* with QR code (nonfiction study); Sciencing

See Also: Weather
and Seasonal
Songs and Rhymes

Nature Poems and Songs are found in **Poetry Notebook: Sciencing**
Collection of 45 songs, poems, and rhymes on Nellie Edge, TpT

Parents: How Our Songs, Poems, and Rhymes Support Social Emotional Learning (SEL) and Language Skills

- **Emotional well-being is crucial for academic success.** The foundation begins with both caring relationships AND engaging curriculum. While educators nurture SEL in the classroom, meaningful family collaboration enhances the learning.
- Social Emotional Learning underlies everything families and educators do: **We want children to learn to be good friends, work hard, be curious, practice kindness, and develop a positive “I can do it!” growth mindset.**
- We give children opportunities to memorize, recite, and perform songs, poems, and rhymes with **joyful oral language experiences** at home and in school. Watch their memory skills, vocabulary, and confidence expressing ideas soar!
- **With happy hearts we dance, sing, and memorize delightful language!** A thoughtful art-rich curriculum nurtures capable, kind, creative young people. **Parents and educators alike** help plant these skills.
- Singing, dancing, dramatization, sign language, and art provide **Total Emotional Body Response to Language (TEBRL)**. That’s how the brain learns best: It is the secret of accelerated learning and powerful SEL!
- **Academic success requires a good work ethic:** Students need to see themselves as good thinkers, problem-solvers, readers, writers, illustrators, storytellers, and makers of things!
- **We encourage teachers to send home SEL rhymes in the Poetry Notebook** so families can talk about the rhymes and recite them together. The QR codes support this collaboration.



With our combined efforts, children will develop Social Emotional habits that will enrich their lives and in turn benefit our society.

Using Poetry "I Can Read" Notebooks in the Classroom

(a.k.a. "Read Together" or "Family Reading" Anthologies)

Dear Families,

We are reciting poems, songs, and rhymes that help us learn Social Emotional skills and develop fluency with oral language (listening and speaking out loud). **Nothing supports a child as a successful reader, writer, and speaker more than a rich storehouse of memorized language.** It is this familiarity with the English language that allows the child's decoding to be error free and their reading fluent. All children need to memorize, recite, illustrate, and perform language—to turn print into sound so they can *write* using rich vocabulary and *read* with comprehension.

What to do: When this Notebook comes home, please ask your child to recite and "read" the new poems with you. Comment on their illustration. Have your child show you the sign language or the motions that go along with some of the songs. Learn the chants and rhymes **together**. Read the language hand-in-hand, touching under each word as needed.

After you have enjoyed the new Notebook pages together, **please return it to school** so that we can continue to add to it. Show your child that you value their work by helping them keep track of this irreplaceable treasure!

A last word: Remember to keep the reciting and reading pleasurable for both you and your child. Developing fluency with oral language is a process and it's important for your young reader to view this process with good feelings. The language your child memorizes will help them read with comprehension and develop a love of reading. Now and Forever.

Whenever possible, please share this Notebook **with several family members and friends**. Return it to school on the following Monday. Thank you!

With appreciation,

Your child's teacher

*The more songs, poems, and rhymes your child memorizes this year, the more they will read with confidence, comprehension, and expression later. **Have fun playing with language!***

Adapted from a Laura Flocker Parent Letter

Families and Teachers: How to Use QR Codes

Some of our Poetry "I Can Read" Notebook songs and rhymes have QR Codes to make it easier to capture melodies and the rhythms of sound.



How to scan a QR code

Using a smart phone, open the Camera app and hover over the QR code. Make sure it is in focus. Hit the link that appears. When the link opens, touch on the "Play" button.

Optionally, download a free QR code reader app from Google Play or App Store.

Oral Language Is the Foundation for All Learning

- Music is magic in accelerating learning.
- The rhythms of sound have powerful effects on cognition.
- Children deserve to memorize, recite, and perform language.
- We honor English language learners with multisensory, joyful teaching and learning.

Take advantage of how the brain learns best!

Hands Are Not for Hurting™

I will not use my hands
Or my words
For hurting myself
Or others.

Ann S. Kelly



The Hands & Words Are Not for Hurting Project®. (Purple hands make happy hearts.) Ann S. Kelly, Founder and Executive Director.

Permission granted for teachers to make multiple copies for classroom use with The Hands & Words are Not for Hurting Project®. Used with permission. See www.handsproject.org for more information.

Wrinkled Heart

Before you speak,
Think and be smart.

It's hard to fix
A wrinkled heart.

author unknown



Date _____

I Can! C-a-n

I can! c - a - n



I can! c - a - n

I can! c - a - n

Yes, I know I can!

Nellie Edge



I can sing, fingerspell, and write a sentence:

Blank space for writing a sentence.

I Always Start My Letters at the Top

I always start my letters at the top. (The top!)

I always start my letters at the top. (The top!)

When I write another letter,
I get better, better, better,

If I always start my letters at the top. (The top!)

Nellie Edge



I Love the Earth

(♫ Tune: *Eensy Weensy Spider*)

I love the Earth
And everything that lives.
I love the plants
And the beauty each one gives.
I love the animals
And the fish at sea.
For I am a part of Mother Earth
And it's a part of me.

Sharon Mattioli



Gifted to Nellie Edge by Sharon Mattioli.

Permission granted for teachers to make multiple copies. Poetry Notebook: Sciencing Songs. ©Nellie Edge, updated 2021.

I Am Very, Very Happy

I am very, very happy, h-a-p-p-y.

I am very, very happy, h-a-p-p-y.

Can't you see me I am smiling

While I sing this song...

I am very, very happy, h-a-p-p-y

h - a - p - p - y!



Nellie Edge

