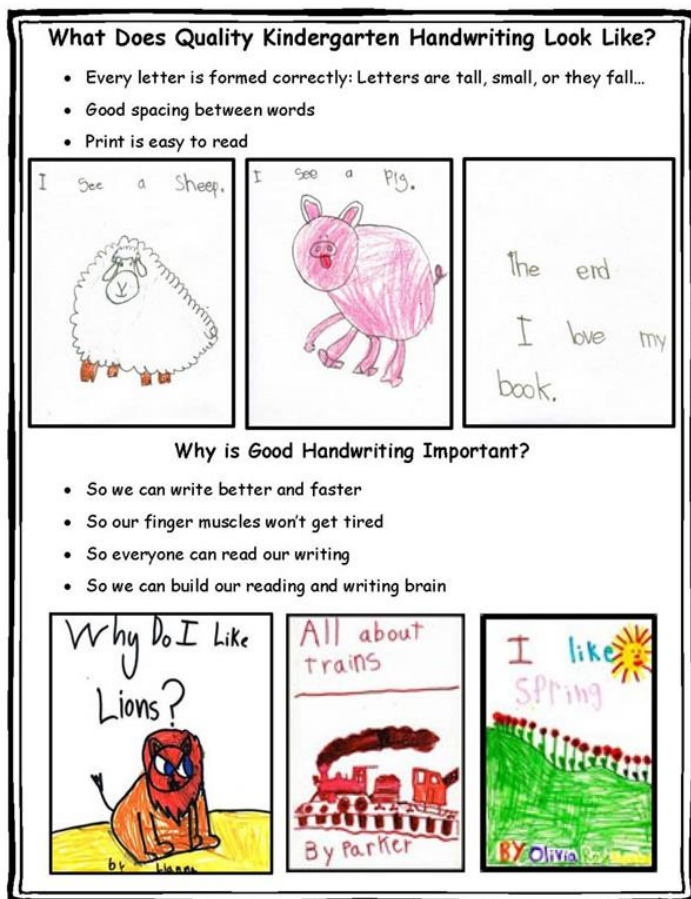


No Time for Isolated Kindergarten Handwriting Lessons?

30 Essential Handwriting Lessons Build Sentence Writing Stamina and Fluency for Writing Workshop!

Why Is Good Handwriting Important?

Updated Sept 2023



- So we can write better and faster
- So our finger muscles won't get tired
- So everyone can read our writing
- So we can build our reading and writing brain

"These lessons are a game changer for my kinders! So engaging and I've seen so much improvement. Wish I would have started these in the fall!" -C.G. from TPT

No time for isolated handwriting lessons? Want to build stamina and fluency for writing workshop? This research-based handwriting model is NOT mindlessly tracing over one letter! You will **ACTIVELY ENGAGE** your students as they practice letters within real words and anchor sentences beginning with "I love you." Time-efficient! Brain-friendly! Inexpensive! **Scroll down for videos, sample pages and lessons.**

Start with 30 Essential Handwriting Lessons. (Includes 40 additional pages of printables, resources, parent letters and assessment.)

Created BY master kindergarten teachers FOR kindergarten teachers over 10 years of action-research in actual classrooms. These essential, integrated handwriting-to-read lessons focus on practicing high-frequency "heart words" and "heart word" sentences.

See handwriting videos from Nellie Edge:

- [Teaching Children to Write Their Name-Name Tickets](#)
- [Use Drawing to Teach Handwriting Motions](#)

What are the 30 Essential Handwriting Lessons?

1. Teach pencil grip and build strong finger muscles with playful exercises: fingerspell a,b,c,d; duck talk with thumb and pointer; touch thumb to each finger; squeeze and release fist.



2. **I Always Start My Letters at the Top**

3. **I Chant (Top to bottom, left to right)**

4. **I can draw lines:** art lesson

5. **O Dance** (Curve up and around letters: c, o, a, d, g, q, f, s) plus practice page

6. **L-o-v-e** Spells Love song (Learn 4 basic handwriting movement patterns)



7. **Draw a Twinkling Star!** (lift-the-pen movement patterns)

8. **Draw a Van Gogh-like Star!** (continuous path of motion)

9. **How to Draw a 5-point Star**

10. **Some Letters Are Tall/Small/Fall**

11. **I remember "d" and "b"** (A Reading Recovery® lesson with streamers)

12. **How to draw and write dog** (white board, then paper)

13. **How to draw and write cat** (white board, then paper)

14. **The Spelling Chant and T-h-e e-n-d: The-end! Chant**

15. **How to Write "y" and "you!"** (learn two different language cues)

16. **M-o-m** Spells Mom and **I love... sentences**

17. **Celebrate mastery of name writing: Use this Crown Pattern**

18. **What Does Quality Handwriting Look Like? (Anchor chart)**


19. **Capital Letters: Lift the Pen Movement Pattern**

20. **Capital Letters: Continuous Motion Handwriting Pattern**

21. **This is my house: h-o-u-s-e lesson, plus drawing page**

22. **There's a King of "ing": i-n-g**

23. **"Make a Book" Sentences: I see the ... My Book, by (Also with Skinny Books)**







24. **I am a Master of Pink Heart Words:** Sing, Sign, Spell, and Read! (Use CD every day for spelling lessons. Make copies of the CD for your families: permission granted!)





25. **Fingerspell Everything:** Expect Students to ALL become masters. Make an "I am a Fingerspelling Expert!" book. Celebrate mastery. (Book cover incl.)

26. Take the **a, b, c, d Challenge:** Fingerspell and write each letter fluently.

a,b,c,d Challenge

Aa 	Bb 	Cc 	Dd 
--	--	--	--

none

Challenge yourself! Fingerspell the letter while saying the sound. Then print the letters a,b,c,d with good handwriting.

Practice handwriting fluency. (Fluency is speed and accuracy!)

The more you practice
The better you get!

Graphics from ABC Phonics: Sing, Sign and Read! book and program by Nellie Edge and EggiMa Early Learning®2010. Kindergarten-Friendly Handwriting, Phonics, and Word Work. Nellie Edge ©2010. Permission granted to make multiple copies. 15

27. **I Can Write CVC Words** lessons with white boards/paper (especially words that begin with p, f, b, and r: less commonly used consonants).

28. **I Can Write: r, n, m, and h**

29. **I Can Write All of the Capital Letters**

30. **Brain Exercises** for Fluency

Y-O-U Spells You
(Tune of L-O-V-E Spells Love)
Y-o-u spells you.
Y-o-u spells you.
Y-o-u spells you.
Y-o-u spells you!
Nellie Edge

Breathe. Think. Focus. Do your very best name writing.

y o u y y

I love you.

"y" is a lift-the-pen letter! Short diagonal. (If the pen) long diagonal. Practice "y" movement pathways with jujitsu: "Why-yah! Why-yah!"

Kindergarten-Friendly Handwriting, Phonics, and Word Work. Nellie Edge ©2010. Permission granted to make multiple copies. 15

Save District Resources! This is not a handwriting program with practice books that you need to purchase again every year: Print student book and engaging activity pages year after year. New updates are always included. You are encouraged to make copies for family "at-home learning": **good handwriting that builds sentence writing stamina is our goal.**

For Kindergarten and First Grade Summer Learning at Home: Essential Handwriting Lessons are appropriate throughout the year! Families appreciate simple, meaningful handwriting, drawing, and writing lessons—not boring workbook pages. Choose the pages appropriate for your students. Bind this distance learning booklet for home study!

Essential Handwriting Lessons

Some Letters Are Tall
(Sing the rhyme and dramatize movements. Practice printing tall and small letters and letters that fall below the line.)

Some letters are tall! 
b t f i k d h

Some letters are small.  a c e i m n o r s



Some letters just fall...  g y j q p

And we like them all, all, all! 

Original source unknown. Nellie Edge adaptation ©2019
Art from Tasty Deer, "Tasty Bear A Nellie Edge Read and Sing Big Book."


NellieEdge.com

Kindergarten Handwriting & Sentence Writing Curriculum Bundle

Curriculum Bundle

b b b b b b

I see a bat. 

www.nelliedge.com


If you have attended Nellie Edge live Kindergarten Workshops or Online Seminars, you will recognize many of these 30 Essential Lessons. Our *Handwriting Teacher's Guide* and *MasterClass Intensive* provide teacher support for this authentic approach to handwriting.

Kindergarten-Friendly Handwriting lessons are consistent with the principles of visual learning research and a writing-to-read approach to kindergarten literacy. [See how this looks in REAL CLASSROOMS!](#)

A-Z Practice Pages Have Placement Dots

The brain works harder and the child's visual-motor development grows stronger when required to copy letters and words with minimal support. However, some younger students will benefit from the added dots showing where to start the letter. Notice: All students practice good handwriting while building fluency writing a consistent, high-frequency "heart word" sentence starter: I see the...

Did You Know? Kindergarten-Friendly Handwriting Integrates Phonemic Awareness, Word Work, and the Writing Process.

Aa  _____
name

alligator apple at

a (Curve up and around, up and down.)

a . . a . .

I see the apple.

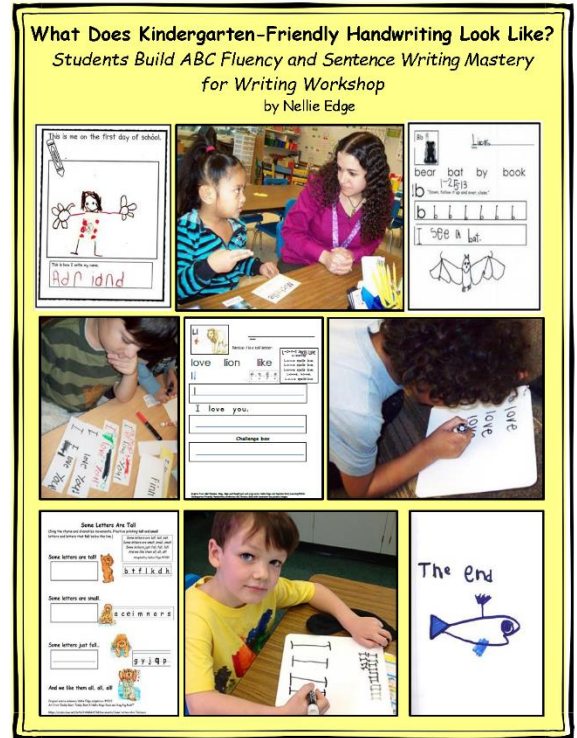
If you know the letter "a", then you know the word "a"!

Source: First ABC Primer, Sing, Skip and Read! Book 4, prepared by Nellie Edge and Elizabeth van Looney ©1977
Kindergarten-Friendly Handwriting for the 21st Century ©2019. Photos: Allie with the camera and her phone, Instagram.

Learn more:

- Download [FREE updated e-Book, What Does Kindergarten-Friendly Handwriting Look Like?](#)
- Peruse my Handwriting page at NellieEdge.com
- Learn Handwriting Chants on [YouTube](#)
- See [Handwriting Preview](#) on TPT
- Study [Nellie Edge Online Seminar #2: Kindergarten-Friendly Handwriting Matters!](#)

"These lessons are a game-changer for my kinders. So engaging and I've seen so much improvement. Wish I would have started these in the Fall!" - C.G. on TPT.



FREE eBook on TPT

Nellie Edge Kindergarten-Friendly Handwriting Curriculum Integrates ABC Phonics, word work, sentence writing, drawing, and fingerspelling.

Kindergarten Handwriting & Sentence Writing Curriculum Bundle

www.NellieEdge.com

Kindergarten Handwriting Teacher's Guide

NellieEdge.com

Essential Handwriting Lessons

Some Letters Are Tall
(Sing the rhyme and dramatize movements. Practice printing tall and small letters and letters that fall below the line.)

Some letters are tall: **t f l k d h**

Some letters are small: **a c e i m n o r s**

Some letters just fall... **g y j q p**

And we like them all, all, all!

Original source unknown; Nellie Edge adaptation ©2019. All from Tidy Bear: 'Tidy Bear & Public Hand and Sing My Song.'

NellieEdge.com

Handwriting Practice: Kindergarten & 1st Grade

Kindergarten-Friendly Handwriting, Sentence Writing, Fingerspelling, and Word Work

See [Nellie Edge Kindergarten Handwriting Bundle](#)

www.NellieEdge.com

Kindergarten Handwriting Accelerate Kindergarten Writing Proficiency

Kindergarten-Friendly Handwriting: Building the Writing Brain
A MasterClass Intensive with Nellie Edge

Language Celebrations • Growth Mindset • Parents as Partners

A MasterClass Intensive with Nellie Edge

www.NellieEdge.com

Kindergarten Name Writing With Family Practice

My Name Ticket Practice Book

FREE

Kaitlyn

www.NellieEdge.com

Your colleagues evaluate this program:

"These lessons are a game changer for my kinders. So engaging and I've seen so much improvement. Wish I would have started these in the Fall!" -Chelsea G.

"This was very helpful to help teach writing. I homeschool my granddaughter and this was a perfect resource with little prep time." -Tamara R.

"Now we ..always start our letters at the top! :) Thank you for another great program." -Chantelle O.

"I had been wanting to get my hands on this resource for a while. So glad it finally came in a digital format. I have used Nellie Edge's resources to teach the alphabet, letter names and sounds. This was a wonderful match up product to reinforce teaching and learning." -Educom K.

"I love everything Nellie Edge! She uses best practices! I love, love, love! Ever since I began using her program, I've seen a huge increase in my students learning." -Jessica H.

"Really great for step by step writing for kids." -Sara B.

"Great activities for my first graders. I used it at the beginning of the year for review." -Andi S.