


Begin the Year with Social Emotional Learning

# *Spark Joy All Year Long!*



Let's give our friend A "WOW"!



*Another gift of joyful literacy from Nellie Edge*

# Begin the Year with Social Emotional Learning: Spark Joy All Year Long!

## Table of Contents

|   |    |
|---|----|
| We Learn from Whom We Love .....  | 1  |
| Back to School Night and Scavenger Hunt.....                            | 2  |
| The Kindergarten Giving Tree .....                                      | 6  |
| 10 Memorable Traditions That Build Community and Enhance Literacy ..... | 15 |
| Sample Book: A Story About Teacher.....                                 | 21 |
| Hola Mis Amigos/Hello My Friend with QR Code.....                       | 22 |
| Reading Is Fun Rhyme with QR Code .....                                 | 23 |
| I Can! c-a-n with QR Code.....  | 24 |
| Kindness and Good Behavior Can and Must Be Taught.....                  | 25 |
| Families Welcome Monthly Learning Calendars .....                       | 33 |
| September and October Family Learning Calendars.....                    | 36 |
| Parent Letters and Reading Log .....                                    | 38 |
| Support Family Literacy .....   | 40 |
| Settling-In Time Sets the Emotional Tone for the Day .....              | 41 |
| Build a Happy Classroom: Teach Gratitude.....                           | 48 |
| Thank You Chant with QR Code.....                                       | 53 |
| I love you: Build First Circle of Writing Mastery.....                  | 54 |
| I Love You Template.....  | 60 |
| L-o-v-e Spells Love with QR Code.....                                   | 61 |
| Where to Find Free ABC Phonics Resources.....                           | 62 |
| ABC Phonics: Sing, Sign, and Read! .....                                | 63 |
| How to Create a Culture of Book Lovers .....                            | 66 |
| Poetry Notebooks and Songs and Poems for Social Emotional Learning..... | 72 |
| WOW!.....   | 76 |
| How to Bind Your Book.....  | 79 |

# Begin the Year with Social Emotional Learning Spark Joy ALL YEAR LONG!

*"We Learn from Whom We Love"*

It has been my delight over several decades to work with **passionate, caring kindergarten teachers** who are deeply bonded with their students and families. Our authentic, joyful approach to teaching social-emotional skills honors childhood and naturally **involves families as partners**. We teach through the lens of Social Emotional Learning (SEL) by intentionally weaving community building, the arts, and **growth mindset language** into the daily life of our classroom. **Learning is meaningful, social, and memorable** as we nurture social-emotional skills that will last a lifetime!



*Special thanks to Shanda Lung, Katie Nelson, Diane Bonica, Celeste Starr, Jamie Corliss, Laura Flocker, Becky Leber, Julia Barto, Joanie Cutler, Julie Lay, Diane Larson, and Jacque Verrall.*

*"The relationships between children and their teachers isn't incidental, but rather it is the central component of their learning. Human development occurs within the context of real relationships. We learn from whom we love."*

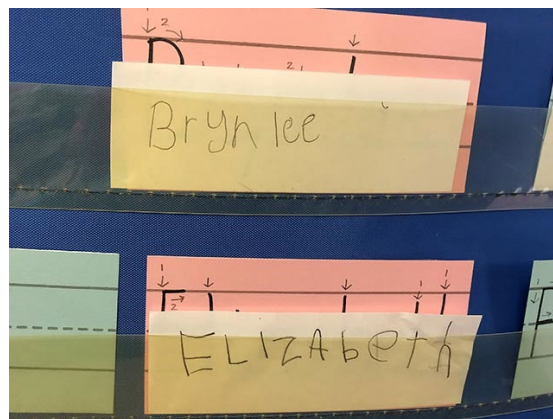
*Mary Pipher, The Shelter of Each Other*

# How to Have the Best Kindergarten Back-to-School Night Ever: Family Scavenger Hunt Step-by-Step

Families' first visit to kindergarten is friendly, purposeful, and inviting



"Sunflower Children" and warm-hearted Katie Nelson welcome each family as they arrive. The environment is carefully prepared to introduce literacy routines and involve Parents as Partners.



Children sign in on their first "Name Ticket" with guided help from Mom or Dad. They put their finished "Name Tickets" in the pocket chart.



Parents help their children fingerspell the letters in their name. They get to take home the Family ABC Phonics: Sing, Sign, and Read! chart as a gift.



Math skills begin right away as families sort school supplies that they brought. This saves the teacher valuable time.

Parents find the "homework packet" in their child's cubby while children pull out their empty book boxes. Each child chooses their first book from the classroom library.



Children have time and feel comfortable exploring the classroom. The Dramatic Play Center is always an inviting place to be, and freshly made play dough and kitchen utensils beckon from another table.



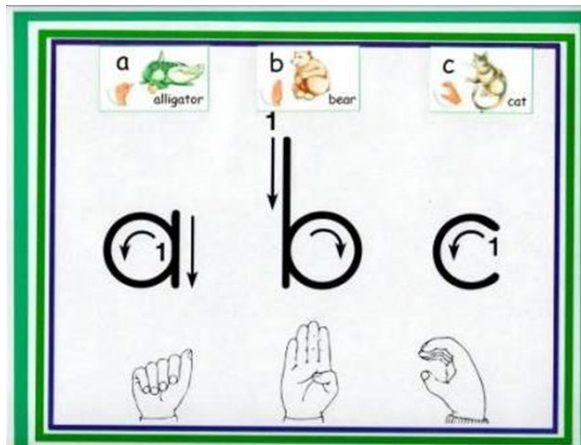
Before families leave, they help children practice the bathroom routine. (It is important to read "Stop" and "Go".) Then families choose an apple from the "Kindergarten Giving Tree" in the hall, so they know which materials they can contribute to the classroom, or what needed resources they can make at home.

### **Additional Scavenger Hunt Tips from Jaime Corliss:**

- Put large colored numbers (placed upright in easy sight) on each table so families can easily find the next Scavenger Hunt station.
- Set up a photo booth to capture family pictures so they can be displayed on the kindergarten door: Our Home Families!



[ABC Play Dough Fingerspelling Mats](#) become an especially useful social learning and fine motor tool. Play Dough Mats and [ABC Phonics Family Reference Charts](#) are FREE downloads at the [Nellie Edge Kindergarten TPT Store](#). Notice you can add images from the ABC Phonics Family Reference Chart for great differentiated learning. Learn more about *ABC Phonics: Sing, Sign, and Read!* by Nellie Edge.



Photos from *ABC Phonics: Sing, Sign, and Read!* by Nellie Edge and Sign2Me publishers. Book is available on [Amazon.com](#) and [Sign2Me.com](#)

# BACK-TO-SCHOOL KINDERGARTEN SCAVENGER HUNT!

Dear Families,

Welcome to our Back to School Night. Here is a short "scavenger hunt" for you and your child to complete together.

At the end I will have a small treat for you. You can do steps 5-10 in any order. **Have fun!**

1. Find the sign-in sheet and your name ticket model on the **purple table**. Write your name very carefully. Take home a set of name tickets for at-home practicing. (Parents, please sign in on the Volunteer and/or Conference Day Sheets.)
2. If you brought your school supplies, sort them into the bins on the **orange table**.
3. **Find your cubby**. Take out the papers and give them to your parents. This is your homework.
4. **Find your book box** (the clear plastic shoe box) and take to the big carpet area where the calendar is.
5. Find our classroom library; **pick a book to put in your book box** for next week. (Return the box to the spot where you found it.)
6. Find your coat/backpack hook in the **closet**.
7. **Find our classroom pet**. What is his name?
8. Find the **blue table**. Roll and cut out a shape from the playdough.
9. Build something with the manipulatives on the **red table**.
10. Find the **green table** with the ABC/Phonics Chart. Can you fingerspell the ABCs? Take a Family ABC/Phonics Chart home for your refrigerator.
11. Find Mrs. Nelson's desk. Open the box for a special **surprise!**
12. **Before you leave this evening, make sure you help your child find the bathroom**. Help him/her practice locking and unlocking a door, flushing, and washing hands. Notice the "Stop" and "Go" sign. Practice turning the sign over.
13. **Also, check out our "Kindergarten Giving Tree"** in the hallway-pick an apple and fulfill a wish for classroom supplies/needs.

**THANK YOU FOR COMING--WE'RE SURE TO HAVE A GREAT YEAR!**






# Kindergarten Literacy Wishes for the Giving Tree

**Sharpie Fine Point Permanent Markers, Ass't Colors, 24-Pk**



Amazon.com

**Vincent Van Gogh Starry Night Decorative Fine Art**  
Poster Print, Unframed 16x20



Amazon.com

**The Thank You Book**

by Mo Willems



Amazon.com

**Elephant and Piggie Soft Toys**



yotoys.com  
#506

**Pete the Cat toy and book**



Amazon.com

**ABC Phonics: Sing, Sign, and Read!**


by Nellie Edge



Amazon.com

Affordable Resources in Nellie Edge Kindergarten Teachers Pay Teachers Store:  
Create your own [TPT ClassFund](#) page and let parents know how to contribute.

Sight Word Play  
Dough Mats



Print and  
laminiate **TPT**

A Family Guide to  
Growing Writers



**TPT**

We have a new  
[ClassFund](#) page.  
Thank you for  
contributing!

Sight Word Song  
MP3 and "I Can Read Program on TPT



**TPT**

Kids in the Kitchen  
(a.k.a. Kindergarten Cooks)



**TPT**

Nellie Edge Read and  
Sing Little Books Set #1



**TPT**

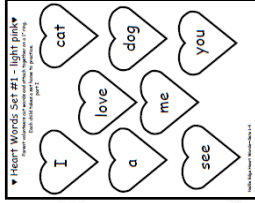
# Give the Gift of Time to Support Our Kindergarten Writing

Please make a set of 60 Rubber Band Books



We supply the paper.


Please cut sets of "heart words"




Please come for 1 hour and take individual photos of our students.  
(Ask for details.)




Please make 60 Stamp and Read Skinny Books



We provide supplies  
Please make a language poster for us.



Please make 60 Folded Books for us





# Kindergarten Literacy Wishes for the Giving Tree

Sharpie Fine Point Permanent Markers,  
Asst Colors, 24-Pk




Amazon.com

Vincent Van Gogh Starry Night  
Night Decorative Fine Art  
Poster Print, Unframed 16x20



Amazon.com

*The Thank You Book*  
by Mo Willems



Amazon.com

Elephant and Piggie Soft Toys



yotoys.com  
#506


Make a "wish" list  
on Amazon.com  
and give it to your  
parents.

Pete the Cat toy  
and book



Amazon.com

ABC Phonics: Sing, Sign, and Read!  
by Nellie Edge




Sign2Me.com or  
Amazon.com

## Sight Word Play Dough Mats



Print and  
Laminate  
TPT

## A Family Guide to Growing Writers



TPT

## Sight Word Song MP3 and "I Can Read" Program



TPT

## Kids in the Kitchen



TPT

## Nellie Edge Read and Sing Little Books Set #1



TPT

# Give the Gift of Time to Support Our Kindergarten Writing

Please make a set of 60  
Rubber Band Books




We supply  
the paper.

Please cut sets of  
"heart words"



Please come for 1 hour  
and take individual  
photos of our students.  
(Ask for details.)




What would we do  
without wonderful  
parent volunteers?


Please make 60 Stamp  
and Read Skinny Books



Please make a language  
poster for us.



Please make 60  
Folded Books for us



# Nellie Edge Kindergarten-Friendly Handwriting Curriculum

Integrates ABC Phonics, word work, sentence writing, drawing, and fingerspelling.

## Kindergarten Handwriting & Sentence Writing Curriculum Bundle

www.NellieEdge.com

## Kindergarten Handwriting Teacher's Guide

NellieEdge.com

## Essential Handwriting Lessons

www.NellieEdge.com

## Handwriting Practice: Kindergarten & 1st Grade

Kindergarten-Friendly Handwriting, Sentence Writing, Fingerspelling, and Word Work

See Nellie Edge Kindergarten Handwriting Bundle

www.NellieEdge.com

## Kindergarten Handwriting Accelerate Kindergarten Writing Proficiency

Kindergarten-Friendly Handwriting: Building the Writing Brain

A MasterClass Intensive with Nellie Edge

A MasterClass Intensive with Nellie Edge

www.nelliedge.com

## Kindergarten Name Writing With Family Practice

My Name Ticket Practice Book

FREE

Kaitlyn

www.NellieEdge.com

**Your colleagues evaluate this program:**

**"These lessons are a game changer for my kinders. So engaging and I've seen so much improvement. Wish I would have started these in the Fall!" -Chelsea G.**

**"This was very helpful to help teach writing. I homeschool my granddaughter and this was a perfect resource with little prep time." -Tamara R.**

**"Now we ..always start our letters at the top! :) Thank you for another great program." -Chantelle O.**

**"I had been wanting to get my hands on this resource for a while. So glad it finally came in a digital format. I have used Nellie Edge's resources to teach the alphabet, letter names and sounds. This was a wonderful match up product to reinforce teaching and learning." -Educom K.**

**"I love everything Nellie Edge! She uses best practices! I love, love, love! Ever since I began using her program, I've seen a huge increase in my students learning." -Jessica H.**

**"Really great for step by step writing for kids." -Sara B.**

**"Great activities for my first graders. I used it at the beginning of the year for review." -Andi S.**



# Begin Your Kindergarten Year with 10 Memorable Traditions That Build Community and Enhance Literacy

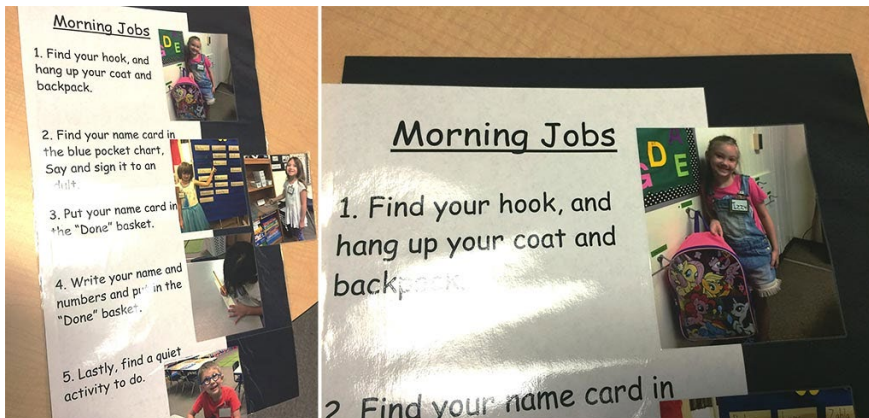
*Community in itself is more important to learning than any method or technique.*  
-Ralph Peterson



**1. Establish a morning ritual of greeting children at the door with a smile and a handshake or hug.** Children love to hear their names as the teacher models a warm welcome. Teach children to shake hands in a morning greeting with their new kindergarten friends.

*There is nothing sweeter to a child than the sound of his or her own name.*

## 2. Morning Jobs and Settling-In-Time



Post photos of children performing morning jobs.

*Begin and End the Day with Songs of Friendship*

**Hola Mis Amigos / Hello My Friends**

Hola, mis amigos,  
Hello, my friends,  
Buenos días ¿Como estan?  
Good morning! How are you?

Estoy bien,  
I am fine,  
Son mis buenos amigos,  
You are my good friends.

by Nellie Edge, Eric Edge, and Susan Rodriguez

© (Sung to the tune of Goodnight Ladies)

Reproduction by permission to create multiple copies for personal use only. Nellie Edge ©1908, updated 2012

Learn this rhyme and draw a picture of where you like to read.

**Reading Is Fun**

Reading is fun  
Reading is fun  
Reading is fun for everyone.  
The more you read,  
The better you read  
So read, read, read!

Nellie Edge




**Make a Book "All About Teacher."** Consider English and Spanish  
Students love reading this book over and over again.

|  |  |  |  |
|--|--|--|--|
|  |  |  |  |
|  |  |  |  |
|  |  |  |  |
|  |  |  |  |

**We are book lovers!** After we finish our morning jobs, we get to choose a book!  
 Develop consistent morning jobs and routines for children to do during settling-in-time. Anchor charts with photos help children remember what their responsibilities are.

### 3. Create a joyful sense of belonging.




Willabee Wallabee Wavid / An elephant sat on David

**Come together in the morning** to sing and dance and play name-games that acknowledge each individual child! Create a joyful sense of belonging.

### 4. Sing Spanish and English Greeting Songs: *Hola Mis Amigos*

Sing greeting songs in Spanish, English, and American Sign Language (ASL). Learn "Hola Mis Amigos/Hello My Friends." This short greeting song introduces familiar cultural phrases in Spanish and English; ASL provides the bridge of comprehension between languages. Make the words of these well-loved class songs a part of the child's Poetry "I Can Read" Anthology Notebook.



### 5. Take a Class Photo



Early in the year, have a class photo taken and decide on a class name: "The Kinder Stars," "The Busy Bees," "The Signing Kindergarten"...Let this be your welcoming sign for the children and families to see.

## 6. Establish Your Storytelling Traditions

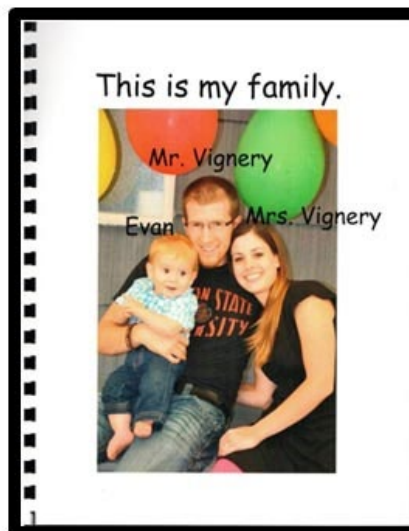
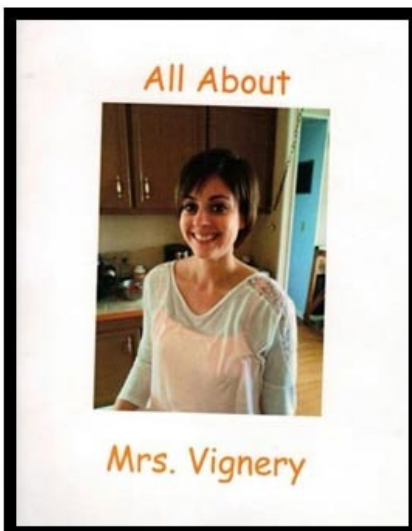


*Only read books that you love - the best literature with the most beautiful art... Look for ways for the children to be interactive with the happenings of the story. - -Joanie Cutler*



Establish your storytelling traditions - a special place for teacher to sit, a storytelling teddy bear, classical music for a restful slowing down in preparation for the story.

## 7. Bring Your Life Into the Classroom



Bring your life into the classroom with a photo book All About Teacher. Children are fascinated to learn that their teacher has a life beyond kindergarten.

## 8. Bring the Lives of Your Children into the Classroom



Adorn the walls of the classroom with the lives of your children - with pictures they have drawn and photos of the children engaged in authentic learning.

## 9. Introduce Literacy Traditions: Chant "Reading is Fun!"



Introduce literacy traditions with high expectations for excellence:

"I am a Book Lover!" club and *Reading is Fun* chant, Family Read & Sing Traditions, and The Elephant and Piggie Book Club.



Children write messages to friends. Mail carriers deliver them.

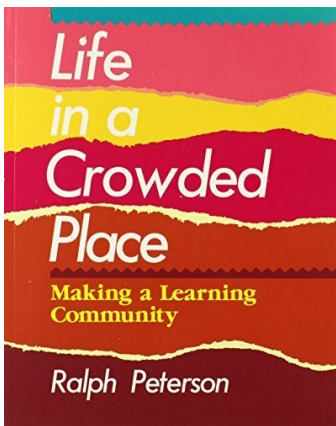


A "kindergarten kindness" ritual: always shake hands and say "Good job!" after playing a game!

## 10. Let "Kindergarten Kindness" be a year-long theme.



Stand at the door and let the children choose an "h"—a handshake, hug, or high-five! This special end-of-day ritual says, "Teacher cares about me." Create consistent end-of-the-day rituals that bring closure and send the children out the door with smiles. Sing or say the names of the children one more time. Adapt the [Nellie Edge Read and Sing Book™ Goodnight Irene](#), and watch their faces light up as their names are woven into a song. (*Marissa, goodbye; Ricardo, good-bye; good-bye, Allen; good-bye, Hamza. I'll see you in my dreams.*)



*When teachers use a touch of ceremony to make the day complete, the working rhythms of the day are slowed; loose ends are tied. Students are brought together to end on a harmonious note...Regardless of how ceremony is incorporated, the intent is to establish a feeling of completeness before the students return to the everyday world beyond the classroom walls.*

*(Life in a Crowded Place by Ralph Peterson. 1992.)*

***We are responsible for the memories of childhood and we're in charge of celebrations!***



***We'll laugh and sing, work and play, again tomorrow!***


**Learn more:**

- [Celebrate Language at NellieEdge.com](http://CelebrateLanguageatNellieEdge.com)
- Visit Nellie Edge on TPT: [Social Emotional Learning Kindergarten](#)
- See [Nellie Edge Strategies YouTube Channel](#)
- [Follow Nellie Edge on Pinterest](#)

# Make a Class Book "All About Teacher"

Students love reading this book over and over again. (Consider English and Spanish)

All About




Mrs. Nelson!

By: Mrs. Nelson



This is my family.




This is my dog.




This is my house.




This is my friend.



I love the Beavers!



I love animals.



I love my daughters.




I love my husband.




I love to bake.




I love Flowers




I love pink!



I love rainbows.



I love strawberries.



I love to teach  
Kindergarten!

The End

*Begin and End the Day with Songs of Friendship*

## **Hola Mis Amigos/ Hello My Friends**

Hola, mis amigos,  
Hello, my friends,  
Buenos dias ¿Como estan?  
Good morning! How are you?

Estoy bien,  
I am fine,  
Son mis buenos amigos,  
You are my good friends.

*by Nellie Edge, Gina Edge, and Susan Rodriguez*



♪ (Sung to the tune of Goodnight Ladies)



# Reading Is Fun



Reading is fun

Reading is fun

Reading is fun for everyone.

The more you read,  
The better you read  
So read, read, **read!**

*Nellie Edge*

# I Can! C-a-n

I can! c - a - n



I can! c - a - n



I can! c - a - n



Yes, I know I can!

*Nellie Edge*



# Social Emotional Learning in Kindergarten

## Kindness and Good Behavior Can and Must be Taught

Developing Social Emotional skills, a growth mindset, and love of learning underlie everything we do! Create joyful pathways to accelerated literacy and honor the whole child.

Glimpses of Julia Barto's classroom:



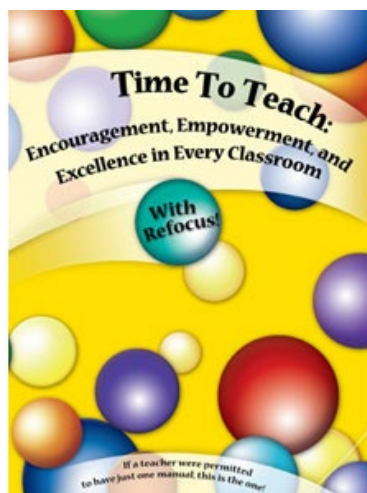
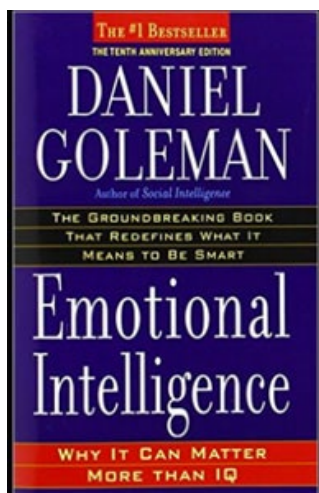
Build a joyful community of kindergarten friends...

Give unconditional positive regard...

**Believe they will behave...**

Teach children to work hard and to be kind...

Create joyful pathways to learning!



**Kindergarten Kindness is a year-long theme**

It matters to consciously develop Social Emotional Skills (SEL) through positive discipline, growth mindset language, and joyful responsive teaching! As caring educators, this is our contribution to healthier schools and healthier communities. We can—and must—bond with our students, teach them to work hard and be kind, and build healthy behaviors and thinking patterns for success in school—and life!

For over three decades Nellie Edge Seminars has focused on building Emotional Intelligence through carefully chosen language, empowering curriculum, and joyful pathways to literacy. We have studied and documented the work of accomplished teachers. Here are a few articles from my updated manuscript *Social Emotional Learning in Kindergarten: Lessons and Celebrations that Spark Joy All Year Long* on TPT


- [Talking Circles: Friends Build Speaking and Listening Skills](#)
- [Hello/Goodbye Book Builds Home-to-School Bonds](#)
- [Sing, Sign, Spell, and Read: Thank You!](#)



*Before you speak,  
Think and be smart.  
It's hard to fix  
A wrinkled heart!*



Award-winning kindergarten colleague Jacquie Verrall, NBCT, has written extensively on positive discipline and the value of dramatic play in kindergarten, and I share some of her writing with permission.

- [Discipline Is the Absolute Hardest Part of Teaching: Why I Use Positive Discipline](#)
- [Wrinkled Heart Lesson](#)



Jacquie writes, *Never do anything for a child that they are perfectly capable of doing themselves. When you do, you rob them of the opportunity to feel competent. Feeling competent builds self-esteem.*

**Use Conscious Discipline and create responsive classrooms.**



We continue to be inspired by the insightful work of Dr. Becky Bailey, which is documented on her blog, [Conscious Discipline](#), and her latest book: *Conscious Discipline Building Resilient Classrooms Expanded & Updated Edition*. We highly recommend to all educators her PBS video [Shifting from Fear to Love](#).



*The First Six Weeks of School*,  
2<sup>nd</sup> Edition, by Responsive  
Classroom

*The Morning Meeting Book K-8*,  
3<sup>rd</sup> Edition, by Rosanna Kriete &  
Carol Davis

[Responsive Classroom](#) also has some excellent free videos that provide a vision for whole school climates that nurture positive social and emotional skills. Please see the [Responsive Classroom model](#) video for an inspiring introduction.




## Build social emotional skills and a love of learning!



We like to follow the insightful blogs of Sally Haughey at [fairydustteaching.com](#) and especially appreciate the September 20, 2015 blog [The Peace Table](#) about conflict resolution in her classroom. She writes, "One of the best gifts from Montessori education has to be the concept of the Peace Table... a conflict resolution tool for the classroom. Traditionally, there is a peace rose that the children can present to a child they have a conflict with and 'go' to the table to work it out."



Our esteemed kindergarten colleague, Diane Bonica (now retired), allowed a colleague to create a delightful [Pinterest board](#) featuring her poetic weekly newsletters documenting teaching that honors the magic of childhood and builds a love of learning.



Peter Johnston's *book*, *Choice Words: How Oral Language Affects Children's Learning* (Stenhouse, 2004), further illuminates how our words can change children's lives and how thoughtful language develops a growth mindset. This is **still** one of my **favorite SEL** resources!

# Talking Circles: Friends Build Speaking and Listening Skills



## Talking questions:

- What are you learning and **what are you wondering about butterflies?**
- What was your favorite part of the story?
- What's your favorite kindergarten activity and why?
- **Tell about something you're good at.**
- Tell about your current writing piece.

Talking Circles provides a safe environment with maximum opportunity for each child to develop good speaking and listening skills. It's a great way for children to review and cement new science concepts and to have an opportunity to talk to every other child in the classroom.

## Organizational Tips:

Form two straight lines of children. Show the first line how to sit in a circle facing out - they become "the inner circle." Then walk the other children over to form "the outer circle" with each child facing one student on the inner circle. The students on the inner circle get to talk for 30 seconds while the outer circle students listen.



**At the bell, the inner circle rotates (scoots) clockwise one person.** They greet their new listening friend and talk again. Rotate four or five times and then switch roles with the outer circle becoming the talkers and movers.



- **Children build friendships** and develop confidence in speaking to each other.
- **Learning increases** when children have a chance to talk about new concepts!
- **It is helpful for the shyer child** to be on the listening side first.

# Hello/Goodbye Book Builds Home-to-School Bonds



Create a *Hello, Goodbye* class book for kindergartners featuring photos of each child and a photo of the child with his or her family taken on the first day of school. The children sing the "Hello" song in the morning (to the tune of ♪ "Goodnight Ladies"). At the end of the day, they turn the book around and

sing it again as a "Goodbye" song. The book is kept in the class library for children to read over and over again. Children and their families love reading this book! (Thank you Becky Leber for sharing this family literacy idea!)

## Photos of Children Adorn the Walls, Book Boxes, and Name Charts

Katie recommends taking several photos of each child the first few days of school (or before school starts at the Family Welcoming Night):

- The first picture is for the "Kindergarten All-Day Superstars" door display and for the child's personal Reading Book Box.
- The second picture is for the *Hello/Goodbye* book with families.
- Another picture is for the class book, an adaptation of "*Mary Wore Her Red Dress*," to remind the children how they looked on their first day of kindergarten. They paint a picture of themselves with the photo attached.
- Additional individual photos can be used in the Name Pocket Chart.

## Our Miniature Photo/Name Chart Provides a Useful Resource:

- At the independent writing center tote for children to refer to in writing letters to their friends.
- For volunteers to use when working with small groups and individuals on specific activities. (Make many photocopies!)
- To send home with parents so children can talk about friends' names.

With high expectations and intentional teaching, children soon become experts at remembering all of their classmates' names — this is a valuable life skill!



# Discipline Is the Absolute Hardest Part of Teaching: Thoughts on Why I Use Positive Classroom Discipline

Excerpts from postings by Jacque Verrall, National Board Certified Teacher (NBCT) of kindergarten from Edmonds, Washington on teachers.net Kindergarten Chatboard

...Stickers and other extrinsic rewards are short-term solutions that seem to work quickly, but offer no long-term learning... when the sticker is removed there is no motivation to continue the desired behavior. **What we want is to create long-term solutions, motivating students to do their best, because it's the right thing to do, not because they will get something for it...**

It takes longer to use intrinsic motivation, but it is what offers long-term results with students striving to do and be their best because it is the right thing to do:

**Intrinsically motivating children begins by us looking for ways to individualize positive praise** (no more "good job"). ...recognizing the power our positive words have on children (or adults). **It requires forming solid, powerful relationships with children/parents** and really using observational skills to hone in on what they do.

"Wow, how did you learn to make those "B's" so well?"

"Your picture reminds me of a storm, look how wonderful those two colors blend together making it look like a dark, storm cloud."

"Brady, thank you for picking up that trash, it wasn't even yours, but you saw it and picked it up - you really know how to take good care of our room."

**It's really difficult for a child to misbehave for someone that he/she really feels loves or appreciates him/her. Many misbehaviors are simply because a child has not been taught appropriate ways to get their needs met.**

**Single out children doing the right thing** - "Everyone, put your eyes on John, I know he's ready to go to Library because he has his eyes on me, his hands are down at his side and most importantly, his mouth is quiet." Choose a few others who are modeling what you want to see too. **Do not go anywhere until they are all perfectly quiet.**

**Be calm no matter what. Be matter-of-fact. Be consistent. Don't give too many chances. I give one warning, they don't need more than that. Try to make consequences be logical ones...**

**Be understanding and convey that you really are on their side.** You understand how they might want to \_\_\_\_\_, but it wouldn't be safe, kind, honest, (whatever) and at school this is inappropriate. **Love and logic works very well... especially being empathetic while still enforcing rules.**

*"...Where did we ever get the crazy idea that in order to make children do better, first we have to make them feel worse? Think of the last time you felt humiliated or treated unfairly. Did you feel like cooperating or doing better?"* Excerpt from *Positive Discipline*, by Jane Nelsen.

See also *Teaching with Love and Logic*, by Jim Fay and David Funk.

Jacque Verrall is featured on the literacy award site tab on nellieedge.com. We read everything she writes!

# Wrinkled Heart Lesson

Author unknown, revised by Jacque Verrall/2011

This is a great lesson to help get students onboard as a community of learners who care about each other and do their best to keep everyone safe and comfortable.

Materials needed: 9 X 12 piece of red construction paper, scissors. Copy of poem sized to fit on the cut-out heart.

Gather your students on the rug near you. While talking with them, you are going to cut out a simple heart shape from the construction paper. You can fold it in half and cut it that way or any way that appeals to you. Students will be curious, and you can show them that it is a heart shape, telling them that it's a lot like the heart we have inside our bodies. Tell your students that you want to talk to them about how hurtful words can be. Give a few examples of how people have hurt your feelings, and then invite all the students to tell you about one time that someone hurt their feelings. As each child tells you their hurt feeling, put another fold in the heart. It doesn't matter how you fold it, any way will work. After everyone has told his/her hurt feeling with you commenting, "Yes, that would really hurt your feelings," or "Wow, that was really unkind!" etc., tell them that you are going to unfold the heart; tell them that you put a fold or wrinkle in the heart for every hurt feeling they told you. When someone hurts our feelings, it leaves a wrinkle in our hearts that never comes out. Take the construction paper heart, unfolded, and show them that no matter how hard you try to straighten all the wrinkles, some always remain. Tell them the poem (see below) that goes with it, and have them recite it several times and plan to return on other days to recite it again and again or as often as necessary. Words can be very hurtful, and we need to be careful of what we say so that we never wrinkle another person's heart. If someone says something mean to you, it's okay to say, "Please don't wrinkle my heart!" or to simply say, "Ouch! That wrinkled my heart!"

Depending on your class you may not need anything more, or you might need to have some students come up and model how to let someone know that they've wrinkled their hearts.


Glue a copy of the poem onto the heart and hang the Wrinkled Heart up where you can refer to it often. I love how this makes SUCH an impression on them. For the rest of the year, I hear students saying, "\_\_\_ said something that wrinkled my heart" or "Ouch! That wrinkled my heart!"

*Before you speak,  
Think and be smart.  
It's hard to fix  
A wrinkled heart!*




# Families Welcome a Monthly Learning Calendar

Edit it to meet your curriculum needs.



## September

*Memorize, recite, and perform language.*



| Sun  | Mon   | Tue  | Wed   | Thu   | Fri   | Sat   |
|--|---|--|---|---|---|---|
| <p style="color: purple; font-style: italic;">Sing The ABC Phonics: Sing, Sign, and Read! song while washing your hands.<br/>Tune: ♪ Twinkle, Twinkle Little Star.</p> |   |  |   |   | <p style="font-size: small;">1<br/>Watch the <b>ABC Phonics</b> video clips: sing and sign with your child every day.</p> | <p style="font-size: small;">2<br/>Take a family walk and collect different rocks. <b>Geologists</b> study rocks!</p> |
| <p style="font-size: small;">3<br/>Have a special family evening: cook dinner,</p>   | <p style="font-size: small;">4 Labor Day<br/>Talk to your child about your best</p> | <p style="font-size: small;">5<br/>Help your child write their first name.</p> | <p style="font-size: small;">6<br/>Encourage your child to practice the ABC</p> | <p style="font-size: small;">7<br/>Learn to wash hands and discuss hand</p> | <p style="font-size: small;">8<br/>Visit an older friend. Let your child</p>  | <p style="font-size: small;">9<br/>Ask your child to sing and sign ♪</p>  |

## Give Families Actionable Resources to Support Literacy

Let your [monthly calendar](#) be a gentle reminder for families to sing, talk, dance, and read with their children every day.


- Tell stories
- Explore nature
- Memorize and recite rhymes
- Talk about "kindergarten kindness"
- Develop social emotional and self-help skills

Our work in establishing and supporting meaningful family learning traditions is some of the most important work kindergarten teachers do.

- **We do NOT believe** in giving families meaningless worksheets to do at home.
- **We DO believe** in sharing actionable resources families can use to build skills and joyful memories.

## We are committed to meaningful family involvement!

Family Learning Calendars



Kindergarten Family-Friendly Homework

Free Yearly Updates

Available in editable and PDF formats  
www.NemEdge.com

[Our 12-month Editable Kindergarten Family Learning Calendar](#) will always be 50% off—with **FREE** yearly updates!

[Download Free September Calendar with Parent Letters and Reading Log](#)

See if this is right for you.



# Our Enhanced 2023-24 Editable Kindergarten Homework Calendar

on TPT has new activities and includes:

- FREE yearly updates
- 12 editable parent letters!
- Reading Logs

Do not purchase if you already have Nellie Edge Online Seminars (NEOS) #1, #2, and #3. The calendar is included in your resources.

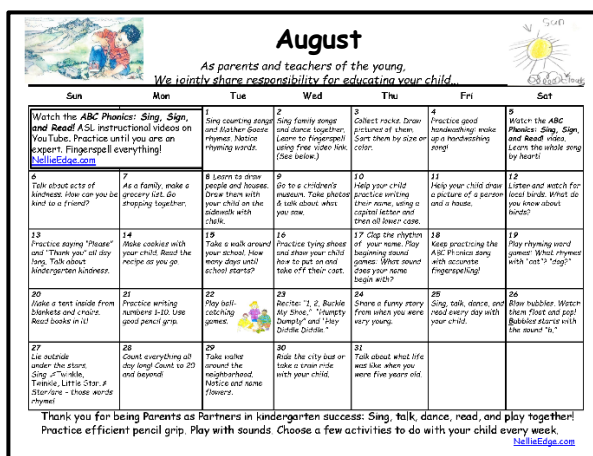

This resource is also part of:

- [K-1 Family Guides to Early Literacy BUNDLE on TPT](#)
- [Parents as Partners in Kindergarten Success BUNDLE on TPT](#)

## Honor family life with authentic and meaningful learning activities!

- Build the nightly reading-at-home tradition
- Include actionable ways for families to reinforce foundational literacy and math skills
- Emphasize rich oral language traditions: singing, rhyming, and storytelling
- Include a focus on social-emotional and self-help skills: from kindergarten kindness to shoe-tying
- Encourages voracious vocabulary building: Ornithologists study birds!
- Offers **differentiated learning** both in depth of learning and time required for activity
- Promote great family conversations

## What teachers say about this family-friendly calendar



What a great way to share simple things families can do at home together! This takes care of all the homework issues I get every year - some families want it, some don't. Now they can choose and understand what we do in Kindergarten! Thank you!! -Patti R.



Memorize, recite, and perform language.

# September



Sun

Mon

Tue

Wed

Thu

Fri

Sat

**Sing The ABC Phonics: Sing, Sign, and Read! song while washing your hands.**  
**Tune: ♪Twinkle, Twinkle Little Star.**

|    |   |    |   |    |   |    |  |    |  |    |  |    |   |
|----|---|----|---|----|---|----|--|----|--|----|--|----|---|
| 3  | Have a special family evening: cook dinner, tell stories, and play games together | 4  | Labor Day<br>Talk to your child about your best school memories.                                  | 5  | Help your child write their first name. Then fingerspell and name each letter. Clap the name. | 6  | Encourage your child to practice the ABC Phonics: Sing, Sign, and Read! song until they are experts. | 7  | Learn to wash hands and discuss hand hygiene. Let your child set the table. Count the forks. | 8  | Visit an older friend. Let your child perform "1, 2 Buckle My Shoe" and "Humpty Dumpty."         | 9  | Ask your child to sing and sign ♪ "L-O-V-E Spells Love". ♪ Write "love."                    |
| 10 | <b>Grandparents Day</b><br>Visit grandparents or tell stories about them.         | 11 | <b>Patriot Day</b><br>Talk about the important work firemen and policemen do to keep people safe. | 12 | Enjoy a Fiesta Night! Celebrate with a new variety of salsa, chips and music!                 | 13 | Introduce new color words such as amber, turquoise, and magenta.                                     | 14 | Play rhyming word games: See Ya Later, Alligator! Clap the rhythm of animal names.           | 15 | Help your child memorize your phone number using the ♪Twinkle, Twinkle Little Star ♪ melody.     | 16 | Take a neighborhood walk—watch leaves changing colors. Study and name trees—be an Arborist. |
| 17 | Recite nursery rhymes. What rhymes with "shoe"? "wall"? "star"?                   | 18 | Ask your child to sing, sign, and fingerspell ♪"M-o-m Spells Mom" song. ♪                         | 19 | Encourage your child to count everything! Count to 100 and beyond! Write from 1-20.           | 20 | Help your child print their first name with good handwriting. Practice efficient pencil grip.        | 21 | Find many reasons for your child to print his name. Practice two times every day.            | 22 | <b>Fall Equinox</b><br>Celebrate the first day of fall! Autumn and fall mean the same thing!     | 23 | Ask your child to perform ABC Phonics: Sing, Sign and Read! for the family.                 |
| 24 | Talk about kindergarten kindness. Who can you show kindness to today?             | 25 | Segment words into sounds. Guess the words.<br>m-o-n: mom!<br>b-a-t: bat!                         | 26 | Notice changes in weather. Talk about clouds, precipitation, temperature and seasons.         | 27 | Read with your child at least 20 minutes each night.   | 28 | Plan a special family "cheese and breads" evening—Parisian style. Enjoy classical music.     | 29 | Create a writing tote. Encourage your child to draw pictures and make books. <b>Keep it fun!</b> | 30 | Practice tying shoes and putting on and taking off your coat.                               |

Thank you for being Parents as Partners in kindergarten success: Sing, talk, dance and read together! Play with sounds. Encourage efficient pencil grip. Choose a few activities to do with your child every week.

# October

Read together every day and count everything!



| Sun  | Mon  | Tue   | Wed   | Thu  | Fri  | Sat   |
|--|--|---|---|--|--|---|
| 1<br>Let your child help make breakfast. Count and measure everything.             | 2 Sing and carefully fingerspell ABC Phonics: Sing, Sign, & Spell! song Watch the YouTube video            | 3 Cut open a pumpkin or squash. Estimate the number of seeds. Now count them! Dry them too. | 4 Mix a bit of oil, salt, and pepper with the pumpkin seeds. Roast them until crispy!       | 5 Continue reading with your child at least 20 minutes each night.                       | 6 Encourage your child to write, draw, and make books. <b>Keep it fun!</b>                 | 7 Enjoy a special family "cheese, fruits, nuts, and crackers" meal.                       |
| 8 Talk with your child about what you are grateful for.                            | 9 Columbus Day/ Indigenous Peoples Day Share a bedtime story with your child                               | 10 Tell family stories during dinnertime.   | 11 Practice good name writing until all the letters are mastered. Practice makes permanent! | 12 Point out the hands on the wall clock three times today. What time do you eat dinner? | 13 Visit an older friend. Let your child perform a song or rhyme.                          | 14 Read the street signs in your neighborhood. What are the beginning letters and sounds? |
| 15 Take a walk and notice the stars: Sing "Twinkle, Twinkle Little Star" together. | 16 Let your child prepare a snack— with no help. Compliment her efforts.                                   | 17 Notice the sunset. Is the moon out tonight? Recite "Hey Diddle Diddle."                  | 18 Ask your child to tell you about his favorite school activity.                           | 19 Practice writing "heart words." Listen to the Sing, Sign, Spell, and Read! songs.     | 20 Sing ABC Phonics: Sing, Sign and Read! together every day with accurate fingerspelling. | 21 Take your child grocery shopping. Let them select a new vegetable for the family.      |
| 22 Read the "I Can Read" Poetry Notebook together with your child.                 | 23 Name objects in your home and say the beginning sound. Table starts with "t." What is the ending sound? | 24 Look for shapes: circles, triangles, rectangles, and squares.                            | 25 Watch for the full moon tonight. Talk about the earth, moon, sun, and stars.             | 26 Recite and act out "5 Little Pumpkins." Choose a word and clap the syllables.         | 27 Talk with your child about what you are grateful for.                                   | 28 Can you carve an apple, cucumber, red pepper, or potato?                               |
| 29 Count by 5s; count by 10s.  | 30 Talk about kindergarten kindness. Who was kind today?   | 31 Halloween Talk about harvest time. Find pictures of produce                              |   |  |  |   |

Thank you for being Parents as Partners in kindergarten success! Keep learning active, joyful, and engaging! Play with the sounds in words. Choose a few activities to do with your child every week. [NellieEdge.com](http://NellieEdge.com)

## A Letter About the Monthly Family Learning Calendar

Dear Families,

Thank you for being "Parents as Partners" in your child's kindergarten success. Together, we will support your child building foundational skills and nurture a love of learning. Your child will grow into a confident reader, writer, and speaker. We will teach them to work hard and be kind. This calendar shows some simple ways you can support learning over the summer and during the kindergarten year.

Your nightly commitment to practicing literacy skills and reading 20 minutes (or more) with your child is crucial to their success in school. And because "early writing teaches reading," we hope you will encourage daily "kid" writing and drawing as a playful part of childhood.

We are confident you will find a few literacy and math activities every week from this calendar that you can naturally weave into your family life.

Let this calendar be a gentle reminder to sing, talk, dance, and read with your child every night. Memorize many rhymes. Write and draw often, count everything, take walks and explore nature, tell stories, enjoy family dinnertime, and savor childhood—**your family is still the most important teacher your child will ever have!**

With appreciation,

Your child's teacher

*As teachers of the young, we have a covenant that says we jointly share responsibility for teaching your child. Ernest Boyer*



Name: \_\_\_\_\_

## Reading Log



1.

\_\_\_\_\_

2.

\_\_\_\_\_

3.

\_\_\_\_\_

4.

\_\_\_\_\_

5.

\_\_\_\_\_

6.

\_\_\_\_\_

7.

\_\_\_\_\_

8.

\_\_\_\_\_

9.

\_\_\_\_\_

10.

\_\_\_\_\_

*I am a book lover: read, read, read!*

# Support Family Literacy: Give Parents Actionable Resources

## K-1 Family Guide to Literacy

Engaging Distance Learning PDFs  
**BUNDLE**

## Family Guide to Growing Readers

26-page Parents as Partners Packet

Read aloud to your child everyday!

www.NellieEdge.com

## Parents as Partners in Kindergarten Handwriting

A Family Guide to Support Handwriting Development

www.NellieEdge.com

## A Family Guide to Growing Young Writers

Home Learning  
by Nellie Edge

## A Family Guide to Social Emotional Learning In the Early Years

turtle

NellieEdge.com

## Family Guide to Kids in the Kitchen 20 Favorite Recipes

from the Original Best-Selling Cookbook

## Parents as Partners in Kindergarten Success

Bundle and SAVE!

www.NellieEdge.com

## Family Guide to Growing Readers

26-page Parents as Partners Packet

Read aloud to your child everyday!

www.NellieEdge.com

## Family Learning Calendars

Kindergarten Family-Friendly Homework

Free Yearly Updates

August 2023-July 2024

Available in editable and PDF formats

www.NellieEdge.com

## Kindergarten Round-Up

- ABC Phonics Skills
- Handwriting
- Drawing

www.NellieEdge.com

## Kindergarten Round-Up Presentation

Parents as Partners in Kindergarten Success! Multiplying Your Teaching Effectiveness

96-page Nellie Edge Power Guide on TpT

www.NellieEdge.com

## 44 Editable Kindergarten Parent Letters

Actionable Ways to Involve Families in School Success

NellieEdge.com

## Settling-In Time Sets the Emotional Tone for the Day: Developing Friendship, Responsibility, Self-Motivation, and Collaboration Skills

"Settling-in" time is that transition from home to school when children are saying good-bye to their Mom or Dad, returning their School-to-Home book bags, and taking care of important community life. They are greeting their teacher with important news, fingerspelling and doing name writing practice, watering their vegetable sprouts, checking on the turtle, making birthday cards, greeting their friends, responding to name graph questions, and feeling a part of a unique community of learners and friends. This is a disciplined and structured time for social learning and building life skills: speaking, listening, friendship, and collaboration.

**For Katie Nelson, settling-in time is for warm greetings, sharing important news, and finishing morning work jobs**



- **There is a personal welcome for each child**, a time to "get a hug if you need one," share important family news, and gently ease into kindergarten life. The prolific writer on the right shares: **"I wrote two more books last night!"**

*Once you get the community right, the levels of learning soar. -Ralph Peterson*

## Just 25 Minutes sets the tone for a productive day



- There is time to share important news: **"Look! I lost a tooth!"**
- *Pick up your Name Ticket model, and do your best name writing.*
- At 9:00 the buzzer sounds. It's time to stop and listen to announcements and then finish up the morning work, clean up, and gather at the carpet by about 9:10 for the traditional opening-the-day songs.

*We can choose to spoon-feed our children...  
or teach them to be self-regulated, motivated learners*



- **Children are responsible to do their very best "Name Ticket" writing every morning. Teachers provide extra coaching as needed.**

## Good time management means more time for choosing activities



- **Once children have finished their morning settling-in "responsibilities" they are free to choose from activities on the tables or easel painting.**
- **Children help each other in kindergarten.** Teacher always says, "Ask a friend..." Children learn to give high-fives and say, "Good game! Let's play again..."
- **Kindergartners can always read with a buddy or continue working on a writing project.**

**Consistent settling-in routines and friendship rituals build the learning community so all children thrive.**



- Open-ended math manipulatives and art supplies nurture creative, social and higher-level thinking skills.
- We teach children to work hard, persevere, and be kind.

**Kindergartners learn how to be book lovers:** The class library is always open!



- These boys know they can always choose a favorite book from the class library and help each other read the pictures and words. They have learned how to put books away.
- Having just one iPad creates challenges and opportunities. Children are responsible for checking off their names and sharing this learning tool!

**Children develop responsibility and discover new passions.**



*I am really good at easel painting!*



*I really love the dramatic play center!*


- **Children learn responsibility:** They sign up for the dramatic play area and cross off their names when they are finished.

As the year progresses, students become even more independent and self-directed in taking care of meaningful community life.



- One girl brings back her Nellie Edge Read & Sing Book from the Reading-at-Home Book Club envelope. She reads each book to two different adults and gets their initials before selecting another book.
- These boys are watering sprouts for the McKinley community/school vegetable garden.

*Quick writing recall of letters builds the reading and writing brain.*



- Notice, by January many students have moved from name writing work at the table to using dry erase boards on the floor.
- First and last name writing and "a to z brain exercises" for fluency are completed every morning.

- Children build speed and quick visual recall of the ABCs, supporting the reading and writing process.

*Settling-In time (thoughtfully structured) develops a positive mindset for success in school—and in life. Kindergarten friends love to learn and hang out together.*



Katie Nelson is the coauthor of the book ***Excellence in Kindergarten Literacy: High Expectations and Proven Strategies that Honor Childhood!***\* Her work is often featured in Nellie Edge Live and Online Seminars. Katie is no longer teaching full-time in kindergarten. She serves as a guest and mentor teacher and she is available for consulting in schools. Her special focus is *The Comprehensive Kindergarten Writing Workshop Model*, and *Celebrate Language and Accelerate Literacy*. Contact Katie at [nelsonkatieallstar@gmail.com](mailto:nelsonkatieallstar@gmail.com).



To learn more about kindergarten-friendly handwriting peruse the Kindergarten Handwriting pages at [NellieEdge.com](http://NellieEdge.com). Entire K-1 Handwriting Bundle available on [Nellie Edge TPT](http://Nellie Edge TPT)

To learn more about this Authentic Kindergarten Writing Curriculum, peruse the Writing Pages of [NellieEdge.com](http://NellieEdge.com). Entire K-1 Writing Bundle available on [Nellie Edge TPT](http://Nellie Edge TPT).



# Nellie Edge Kindergarten-Friendly Handwriting Curriculum

Integrates ABC Phonics, word work, sentence writing, drawing, and fingerspelling.

Download FREE eBook: [What Does Kindergarten-Friendly Handwriting Look Like?](#)

### Kindergarten Handwriting & Sentence Writing Curriculum Bundle

www.NellieEdge.com

### Kindergarten Handwriting Teacher's Guide

Sentence writing, drawing, fingerspelling, and word work

NellieEdge.com

### Essential Handwriting Lessons

Some Letters Are Tall  
(Sing the rhyme and draw/dance movements. Practice printing tall and small letters and letters that fall below the line.)

Some letters are tall: b t f l k d h

Some letters are small: a c e i m n o r s

Some letters just fall: g y j q p

And we like them all, all, all!

Original source unknown. Nellie Edge adaptation #1039  
Adapted from "Yodels, Yodels, Yodels" by Nellie Edge. Text and singing book.

NellieEdge.com

### Handwriting Practice: Kindergarten & 1st Grade

Kindergarten-Friendly Handwriting, Sentence Writing, Fingerspelling, and Word Work

See Nellie Edge Kindergarten Handwriting Bundle

www.NellieEdge.com

### Kindergarten Handwriting Accelerate Kindergarten Writing Proficiency Kindergarten-Friendly Handwriting: Building the Writing Brain A MasterClass Intensive with Nellie Edge

Language Celebrations • Growth Mindset • Parents as Partners

A MasterClass Intensive with Nellie Edge

www.NellieEdge.com

### Kindergarten Name Writing With Family Practice

My Name Ticket Practice Book

FREE

Kaitlyn

www.NellieEdge.com

**Your colleagues evaluate this program:**

**"These lessons are a game changer for my kinders. So engaging and I've seen so much improvement. Wish I would have started these in the Fall!" -Chelsea G.**

**"This was very helpful to help teach writing. I homeschool my granddaughter and this was a perfect resource with little prep time." -Tamara R.**

**"Now we ..always start our letters at the top! :) Thank you for another great program." -Chantelle O.**

**"I had been wanting to get my hands on this resource for a while. So glad it finally came in a digital format. I have used Nellie Edge's resources to teach the alphabet, letter names and sounds. This was a wonderful match up product to reinforce teaching and learning." -Educom K.**

**"I love everything Nellie Edge! She uses best practices! I love, love, love! Ever since I began using her program, I've seen a huge increase in my students learning." -Jessica H.**

**"Really great for step by step writing for kids." -Sara B.**

**"Great activities for my first graders. I used it at the beginning of the year for review." -Andi S.**

# The Simplest Way to Build a Happy Classroom: Teach Gratitude!

Learning to Express Gratitude Is a Year-Long Theme:  
We Sing, Sign, Spell, and Write "Thank You."




Children's photos and art used with permission from parents and teachers.

Gratitude, kindergarten kindness, and friendship are yearlong themes in many kindergarten classrooms. Learning to express and write "Thank you" is a caring phrase that builds healthy relationships and positive attitudes for life inside and outside of the classroom. We recognize that developing **social-emotional skills is instrumental to all other learning.**

**Wise kindergarten teachers model an attitude of gratitude** and help children develop more appreciation and kindness for the people in their lives! Learning how to express and write "Thank you," "I love you," and "You're my friend," is one of the contributions educators make to healthier school communities.

**The Simplest Way to Build a Happy Classroom? Teach Gratitude!** Saying "thank you," practicing kindergarten kindness and learning to be good friends are yearlong themes in kindergarten. Social-emotional skills grow within a caring environment.

**Children learn to Sing, Sign, Spell, and Read! Soon they can write**



**T-h-a-n-k y-o-u!**

(Tune: Drunken Sailor)

T-h-a-n-k

T-h-a-n-k

T-h-a-n-k

I can spell thank you!

Nellie Edge



Singing and signing the "Thank You" song becomes a favorite appreciation ritual in classrooms. The "I Can Read" Poetry Anthology page and fingerspelling models are shared with families.

### Sing Your "Thank You" Ritual to Honor Volunteers!



- Children enjoy sharing their "Singing, Signing, Thank You Ritual" with special kindergarten helpers! Notice the smiles! Visitors and friends are charmed to receive this musical gift of appreciation.
- To sign thank you: "Touch the lips with the fingertips of one or both flat hands, then move the hands forward until the palms are facing up. It is natural to smile and nod the head while making this sign." (From *The Perigee Visual Dictionary of Signing* by Rod R. Butterworth and Mickey Flodin. Berkley Publishing Group, 1995)

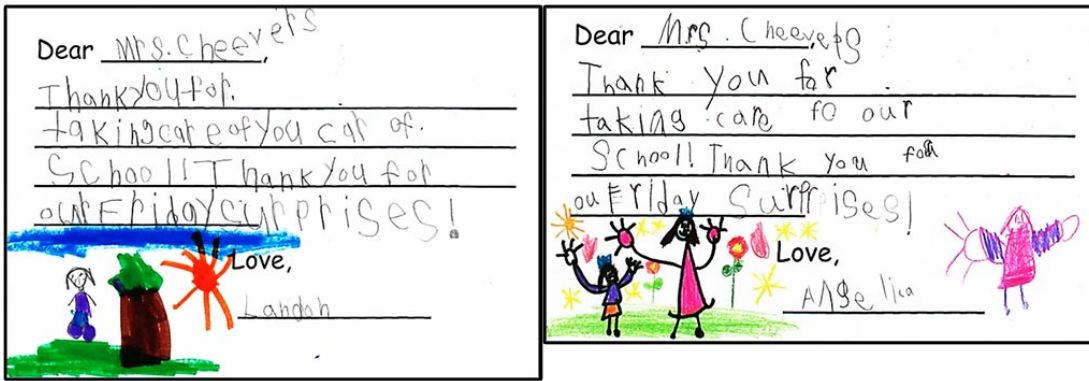
**Volunteers and Guests Also Appreciate Receiving Appreciation in Writing and Art**  
*Here are some of my special messages from children:*



"I love your music Teacher Nellie"


- More proficient writers can always be reminded, *Oh, you could write a thank you note—Teacher Nellie would love that!* Now what teacher wouldn't be charmed by children's authentic writing and drawing?

## Kindergartners Learn to Make "Thank You" Cards for Their Special Friends



- These kindergartners wrote thank you notes to their principal! They have such a caring bond with her they even know her favorite color is purple!

## Motivate Kindergarten Writers and Surprise Parents with Thank You Messages



- Children can talk to their writing buddy about what they are thankful for and who they say "thank you" to.
- **Children love to surprise parents with "thank-you" notes.** After children have practiced writing "thank you" repeatedly for fluency building, give them 3" x 8½" strips of paper to make several "thank you" notes to take home in an envelope. Children can brainstorm where to hide them: under pillows, by the phone, in Dad's shoes, etc. (Thank you, Patti Peck, for this delightful literacy gift idea.)
- In the Independent Write-a-Message Center tote keep model sentences: "Thank you for being my friend"; "Thank you for helping me"; "I like you"; and "You are my friend." Invite students to write and illustrate friendship messages.

**Thank You**

Teachers greet each child and model the language of appreciation throughout the day.



- *Thank you for coming to school on time today! That's called punctuality.*
- *Thank you for holding the door open. That's showing kindergarten kindness!*
- *Thank you for listening so quietly. Everyone was able to hear.*
- *Thank you for pushing the chairs in - no one even asked you. You sure know how to take care of our classroom!*
- *Wow! Thank you for helping us clean up so quickly. That's showing responsibility!*
- *Thank you for holding the door open. How considerate of you!*
- *Thank you for doing such a good job cleaning off the play dough table.*

**Consider opportunities for children to share appreciation:**

**Teach children to say "Good job." And "Thank you for being my partner."**



- **Encourage children to look for opportunities within the classroom for children to establish eye contact and practice saying "Thank you" to each other.** This might be when someone passes them snacks, pushes chairs in, holds the door open, etc.
- **Create a classroom where children help each other.** Let them practice saying, "Thank you for helping me!" Soon it will be a habit!
- **Children learn to choose a partner** ("Will you be my partner please?"), perform a "mirror dance" together, and then say, "Thank you for being my partner."

- Kindergarten friends, **notice if someone says "thank you" to you today.** Tell us about it at the end of the day. Then we can all look at our friends and sing, sign, and fingerspell "Thank you."
- **Teach children to read, write, and spell "Thank you".** Listen to the "Thank You" song from our Sing, Sign, Spell & Read! program. (This strategy is from [Nellie Edge Online Seminar #3.](#))

### A Thankful Feast for Native Americans




The story of Thanksgiving and a study of the gifts of the Native Americans to the pilgrims and the Native American view of the natural world provide an opportunity to create rich November curriculum themes including foods and nutrition. Wise retired kindergarten teacher Joanie Cutler (now mentoring kindergarten teachers) involved families in creating a "Thankful Feast for Native Americans," held in the classroom for families. Before the feast, the children performed songs and dances.

**Always, we celebrate thankful language...**

**Thank you Mo Willems for reminding us to "get thanking!"**

We absolutely adore Elephant and Piggie books by Mo Willems and the lessons they teach us about friendship and life! It is fitting that the last book in this best-selling series (and in our Elephant and Piggie Book Club) is **The Thank You Book** in which Piggie is determined to have a "Thank-O-Rama!"

With special appreciation to our master teachers Laura Flocker, Katie Nelson, Celeste Starr, Jaime Corliss, Julia Barto, Shanda Lung, Joanie Cutler, Becky Leber, Diane Bonica and Jacque Verrall.



# I Can Spell Thank You

T - h - a - n - k



t - h - a - n - k

t - h - a - n - k

I can spell

**Thank you!**

*Nellie Edge*



## Teach Students to Write "I love you."

Daily "Heart Word" Sentence Quick Writes with Good Handwriting Is a Powerful Strategy that Builds Circles of Writing Mastery!



It's the first month of school and kindergarten children are learning the joys of writing for real-world purposes. They are learning to write their first high-frequency "heart word" sentence: "I love you." With practice this becomes the **first circle of writing mastery**. Daily "quick writes" of "heart word" sentences is the highest-impact strategy I can give teachers: **it is how we increase "word power per minute" (a.k.a. writing fluency and stamina)**! This in turn frees the brain's working memory so it can do the vital work of building phonics skills: encoding sounds to print for new words.

### Gradual-release-of-responsibility model



Students learn pink "heart words" using the *Sing, Sing, Spell, and Read!* strategies simultaneously taught with handwriting. In the photo, Katie Nelson teaches kindergartners to **write a whole sentence using a gradual-release-of-responsibility model**. Notice sky writing and use of white/erase boards.



**"I love you" is a powerful anchor sentence for practicing efficient handwriting while nurturing Social Emotional skills.**



We give children "I love you" writing models: a crystal-clear example of what good handwriting looks like. *Multisensory ABC and Phonic Immersion, Kindergarten-Friendly Handwriting lessons*, and "heart word" sentences dramatically increase writing fluency and stamina.

**Make learning to write a meaningful, social and emotional experience. Invite children to take home and hide "secret messages."**



We ask children to pause, think, and talk to their writing partner. Who says "I love you" to you? To whom do you say, "I love you"? Finally, they brainstorm where they could hide secret "I love you" messages...

*I say, 'I love you' to my Mom... I could hide one in the refrigerator ...under the computer...in Dad's shoe...*

*I'll get up after my sister is asleep and put one in her room.*

**Kindergarten-friendly handwriting is part of a comprehensive writing program: It is practiced in a meaningful context.**




This is what engaged writers look like. Sometimes the biggest challenge is that no one wants to stop and go out to recess! Notice the “I love you” writing models at the table. Writing-to-read “heart words” allow students to write heart connecting sentences so they care about writing.

**Help children care about writing: Make writing real and provide support for success!**



Younger children—especially boys—come to kindergarten with a wide range of fine motor development. Teachers provide multisensory experiences and individually coach children on efficient motions for letters within the context of real words. They have high expectations and give all children the scaffolding needed to build on success.

**Children become engaged and purposeful writers.**



*I'm going to send this to my Grandma in Arizona, says one ambitious writer. Sometimes the engaged writers pause to decorate their messages.*

**How many 'I love you' messages will you write?**





One boy decided to make 10 secret messages to hide all around his home. Another boy decided to write 20 secret messages and number them 1-20!

# Writing Supports Reading Development and Reading Support Writing!


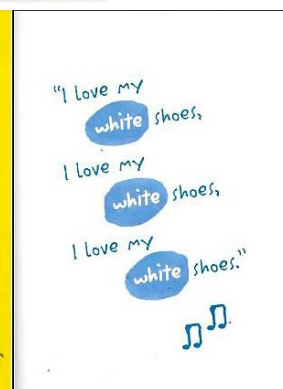





Kindergartners join the "book lovers club!" They read and reread favorite engaging books all year long. Notice all the opportunities to read "I love you" in well-loved children's literature.

Kindergarten literacy requires two kinds of books: \*"read-all-the-words" phonics books AND books to "read-in-other-ways." (From \**Shifting the Balance* by Jan Burkins and Kari Yates)



The books on this page are considered "read-in-other-ways" books which are designed to:

- Build oral language fluency
- Train the eyes left-to-right
- Reinforce concepts of print
- Nurture a love of reading
- Encourage family literacy




## Good Kindergarten Writers Have Fluency with Two Kinds of Words:

1. **A growing collection of writing-to-read "heart words"** We learn them "by heart." Heart word sentences become the first circles of writing mastery.
2. **Words they spell phonetically**, encoding sounds to print. Confidence with phonetic spelling allows students to fearlessly tackle any unknown word!

We systematically teach both kinds of words to build writing stamina and proficiency! Once students master "heart word" sentences, they have the memory space to apply phonics skills to tackle any new words.



## Families Are Partners in Teaching Writing-To-Read "Heart Words"



Students practice each new set of "heart words" at home—and at school with multisensory teaching and learning.

During distance learning, this student decided to re-create his school writing center—at home! Notice his pink and purple heart word posters.

Mastery of "heart word" sentences and phonetic spelling builds engaged and purposeful young writers.

A comprehensive, authentic approach to early writing produces amazing results! Students love to write and illustrate books!

This kindergarten learner proudly recreated his kindergarten writing environment with heart word posters for online learning at home. How fun is that?

See [Writing-to-Read Heart Word Curriculum](#)

To learn more, see [Nellie Edge YouTube Channel](#), and [Nellie Edge Kindergarten TPT Store](#)

*\*Photos used with permission from families and teachers.*

---

I love you.

---

I love you.

---

I love you.

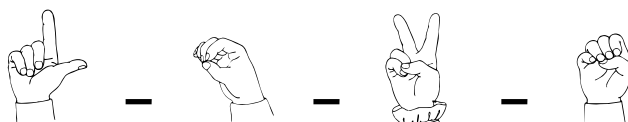
---

I love you.

---

# L-o-v-e Spells Love

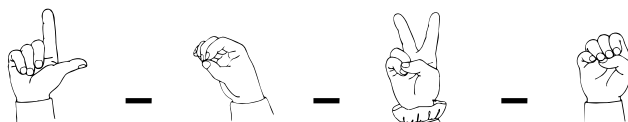
L - o - v - e spells love.



L - o - v - e spells love.

L - o - v - e, l - o - v - e,

L - o - v - e spells love.




*Nellie Edge*




Permission granted for teachers to make multiple copies for classroom use only with credits noted.  
*Sing, Sign, Spell, and Read!* by Nellie Edge ©2012. See online video at [NellieEdge.com](http://NellieEdge.com).

# Fingerspelling for ABC Phonics Mastery is a Powerful Strategy




Fingerspelling builds kinesthetic memory hooks for learning letters and sounds.




Children love to fingerspell and sign favorite animals!




Fingerspelling builds small muscle skills for handwriting.



Enjoy an engaging book featuring sign language and scenes from nature.



Children love to fingerspell and sign favorite animals! Turtle's head goes up and down.



Build comprehension for English language learners: create internal images of language.

*Children deserve a beautiful ABC Phonics book and CD with quality art that is worthy of their attention. Book by Nellie Edge and Sign2Me Publishers.*
















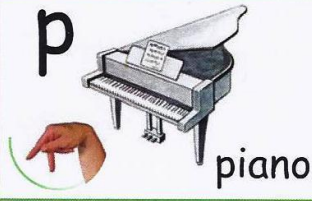







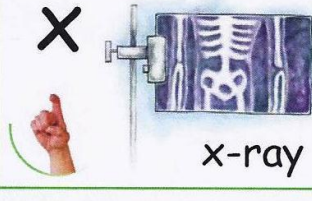






**Make Multisensory ABC Phonics Strategies Routine in Your Classroom**

Download FREE teacher support and view instructional videos at [NellieEdge.com/ABC Phonics](http://NellieEdge.com/ABCPhonics)



# Give Families Your ABC Phonics Chart to Use at Home

ABC Phonics: Sing, Sign, and Read! ASL Reference Chart **SIGN2ME**

|   |  |   |   |
|---|--|---|---|
| <b>a</b><br><br>alligator  | <b>b</b><br><br>bear      | <b>c</b><br><br>cat   | <b>d</b><br><br>dog      |
| <b>e</b><br><br>elephant   | <b>f</b><br><br>fox       | <b>g</b><br><br>goat  | <b>h</b><br><br>hat      |
| <b>i</b><br><br>insect     | <b>j</b><br><br>jump      | <b>k</b><br><br>kangaroo  | <b>l</b><br><br>lion     |
| <b>m</b><br><br>monkey    | <b>n</b><br><br>nest     | <b>o</b><br><br>octopus  | <b>p</b><br><br>piano   |
| <b>q</b><br><br>queen    | <b>r</b><br><br>rainbow | <b>s</b><br><br>sunshine  | <b>t</b><br><br>turtle |
| <b>u</b><br><br>umbrella | <b>v</b><br><br>volcano | <b>w</b><br><br>world   | <b>x</b><br><br>x-ray  |
| <b>y</b><br><br>yo-yo    | <b>z</b><br><br>zebra   | the 'h' siblings<br>th    sh    wh    ch  |   |


Learning your ABCs by adding the power of American Sign Language (ASL) vocabulary has never been so fun and easy! Music, ASL signs, phonics skills, and FREE online instructional videos are blended together into a powerful learning package. Available at [sign2me.com](http://sign2me.com)

**Teachers!**

Sign2Me encourages you to duplicate this chart for your students' classroom and daily home review. This chart is also available as a free download at [sign2me.com](http://sign2me.com)

[www.sign2me.com](http://www.sign2me.com) | 1-877-SIGN2ME (744-6263)

From the book:



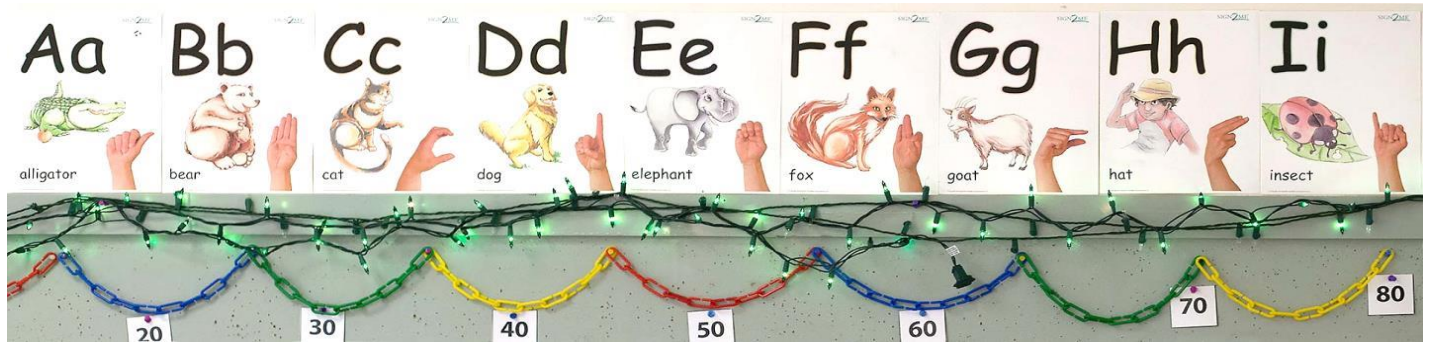
**ABC Phonics**  
Sing, Sign, and Read!  
By Nellie Edge

Includes The ABC Phonics Song Music CD

© Copyright 2010 Sign2Me/Northlight Communications, Inc.

# Fingerspell and Sign to Accelerate ABC Phonics Skills


Build School Success, Nurture Confidence, and Teach Expressive Language



Dear Parents,

This ABC Phonics chart was designed to work together with the *ABC Phonics: Sing, Sign, and Read!* program, which we use in kindergarten. You will be amazed how quickly your child will learn to recognize and connect letters, fingerspelling, phonics, and sign language when they are all linked together through this engaging ABC Phonics song.

1. Practice the ABC Phonics song with your child using the FREE ASL video tutorials at <http://nellieedge.com/abc-phonics-sing-sign-read/>. This webpage explains how the program works.
2. Help your child learn letters and sounds every day at home.
3. Keep the daily practice playful. Encourage your child to quickly and accurately **fingerspell and name** each letter and sound.
4. Compare fingerspelling positions to the American Sign Language (ASL) on the video tutorials.



**Remember:** When first learning these essential skills, your child needs to practice each letter and sound consistently using the same ABC phonics symbols, both at home and at school.

**Take advantage of how your child's brain learns best! Daily repetition with both singing and signing accelerates learning.**

**Idea:** Once your child has learned the first eight letters of the song, invite the child to perform it for any appreciative audience. Soon your child will be performing the whole song and become an ABC Phonics Expert!

**Thank you for supporting your child's success in kindergarten.** You are helping build your kindergartner's reading and writing brain! We hope you create many joyful family memories as you sing, sign, and read together.

With appreciation,

The Kindergarten Team


**Post the attached chart on the refrigerator or in your child's bedroom. Review it daily until your child knows the entire song (with fingerspelling) by heart.**

# Grow Your Kindergarten Writers with Authentic, Proven Units of Study: Also Great for First Grade-Begin the Year!

All students love to write lists, messages, news stories, science journals, and real books—all year long.

## Bundle and SAVE Big!

**Kindergarten Writing Curriculum Bundle**




7 Flexible Units of Study  
NellieEdge.com

**We Love Lists!**



NellieEdge.com

**How to Draw Animals & Make Books**



Independent Writing Centers  
www.NellieEdge.com

**Kindergarten Writing Workshop**



NellieEdge.com

**K-1 News Writing**




NellieEdge.com

**Write-a-Message**




Independent Writing Center!  
NellieEdge.com

**Student-Led Conferences and K-1 Writing Assessment**



NellieEdge.com

**Publish Student Books K-1**



NellieEdge.com

**Kindergarten Writing**

What Does a Comprehensive Kindergarten Writing Program Look Like?




FREE E-Book  
www.NellieEdge.com

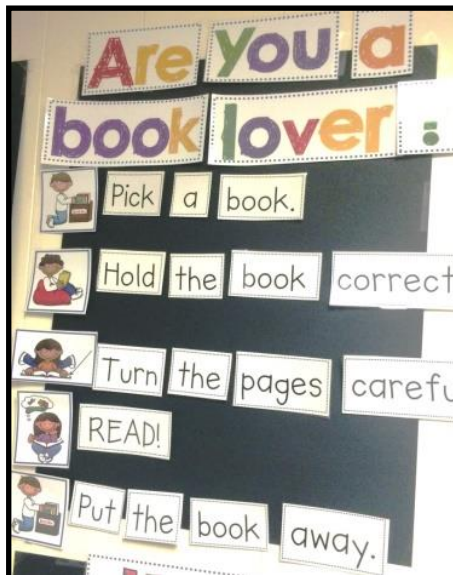
“This bundle gave my kinders the scaffolding and confidence to truly become writers. The ideas are simple yet profound; this product should be required in every kinder classroom.”

M.R. on TPT

# How to Create a Culture of Book Lovers and Keep the Joy of Reading Alive in Kindergarten!



Nellie Edge Read and Sing Big Books™, TPT



Kim Adsit's reading workshop, TPT




Nellie Edge Poetry Notebook, TPT




## Consider These 10 Best Practices That Develop an Attitude of "I Can Read!" and "I Love to Read!"

How do accomplished kindergarten teachers create a culture of book lovers and multiply their teaching effectiveness with Families as Partners? The science of reading and decades of best practices research support a comprehensive approach to reading. Here are 10 proven strategies that build a culture of book lovers!

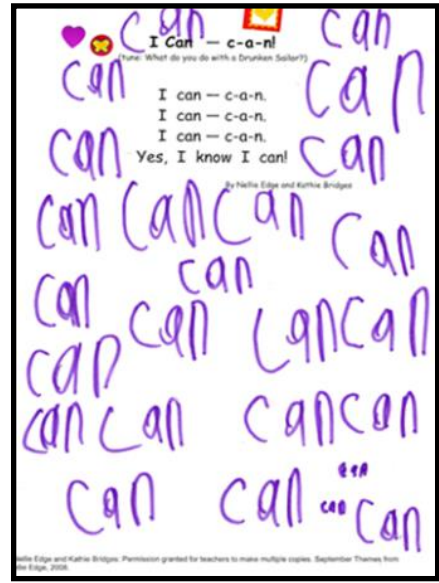

Our goal is that students will develop vocabulary, comprehension, and oral language fluency, reach phonics proficiency, and not only learn to read and write but **love** to read and write! Now and forever.



1. **Give children "I Can Read!" experiences!** Begin the year with "read-every-word" phonics books, and predictable books and rhymes that children "read-in-other-ways." Build community and language fluency with well-loved Read and Sing Big Books™, and memorable songs, poems and rhymes.






2. **Give children quality fiction and nonfiction studies to build language, vocabulary, comprehension, and a love of learning.** Invite children into the world of story through open-ended questions, drama, movement, art, dance, sign language and mime. Teach reader respect, book care, how to put books back where they belong, and invite children to join the "Book Lovers Club."





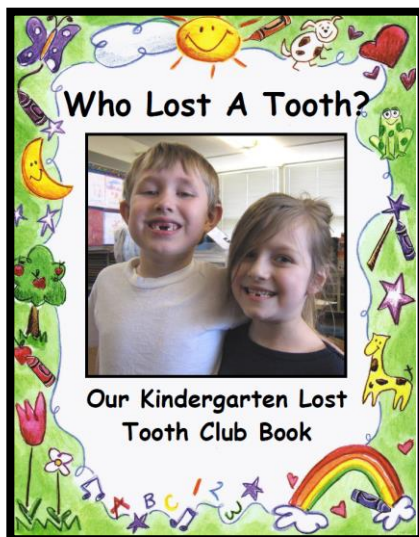
3. **Create an "I Can Read" Poetry Notebook program** of carefully selected songs, poems, and rhymes. Build oral language fluency, artistic expression, and an "I can do it" growth mindset. Send notebooks home for family literacy: additional time to provide practice memorizing, reciting, and performing language.




4. **Build and organize an inviting class library** with clearly-labeled books, bins, individual student book boxes, and cozy places to read. Talk about favorite books.
5. **Honor the science of reading with a comprehensive reading curriculum.** Use ABC Phonics: Sing, Sign, and Read! to build the reading brain. Give children books that celebrate our diversity. Provide **intentional, systematic phonemic awareness and phonics instruction.** *Bob Books* are our favorite "read-every-word" books.



6. **Teach children to touch under words and read-to-self and buddy read, thus building independence and stamina!** These strategies enhance any comprehensive reading program. Begin the year with writing-to-read strategies to build mastery of writing-to-read "heart word" sentences. Daily "kid writing" (encoding sounds to print) supports early phonics instruction.



7. **Create simple and well-loved class-made books featuring the lives of your children. They learn "my life is worth reading and singing about."**



8. **Develop a great collection of well-loved predictable books** that every kindergartner can feel successful "reading." We call them "E is for Everybody Books!" These are "read-in-other-ways" books that allow children to build oral language fluency and experience the joys of being a book lover!



9. **Build kindergarten writers with an authentic, comprehensive writing curriculum** that invites children to create their own books, becoming authors and illustrators. We begin the year building circles of writing mastery with high-frequency "heart word" sentences. This mastery gives students the memory space to do the hard work of encoding sounds to print with new words. Yes, kindergartners can learn to fearlessly tackle any new word!





| Please read and sing this book with me! |                         | I can read and sing this book! |
|---|-------------------------|--------------------------------|
|   | I Can Read Colors       | Teddy Bear, Teddy Bear         |
|   | I Love the Mountains    | Oh, A-Hunting We Will Go       |
|   | I Can Spell Cat         | Down on Grandpa's Farm         |
|   | I Have A Cat            | The More We Get Together       |
|   | Jack-O-Faces            | Goodnight Irene                |
|   | Miss Mary Mack          | The Opposite Song              |
|   | Mary Wore Her Red Dress | Five Little Speckled Frogs     |




Please read and sing each book to two different people and ask for their initials under the book title.  
 Happy Reading and Singing!  
 For more details about The Read and Sing Book Club and the Read & Sing Tab at [www.nelliedge.com](http://www.nelliedge.com)




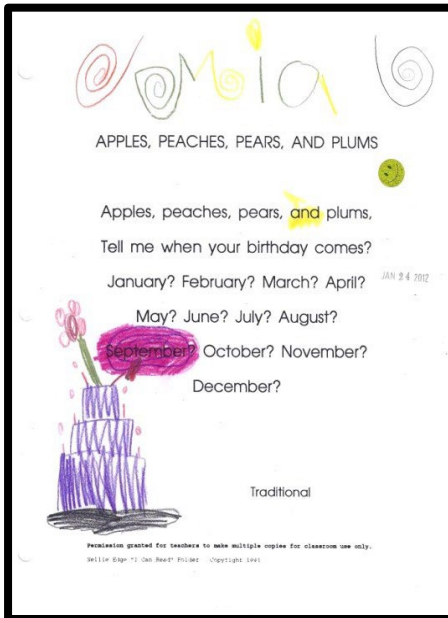

10. Multiply your teaching effectiveness with Families as Partners. Create Family Read-at-Home Book Clubs for home-to-school literacy. Establish nightly family reading routines. Keep reading alive over the summer.



The Poetry "I Can Read" Notebook Tradition is Treasured by Parents and Children  
**15 Reasons to Bring Back the Out-Loud Culture and Empower Young Learners**  
*ALL students deserve to memorize, recite, illustrate, and read delightful language*



- *I am learning to draw with detail, and it makes me feel glad!*
- *My whole class has fun sharing these poems and songs together.*
- *I can memorize, recite, and perform language: "I am learning English!"*



- *I can recite and reread these poems and songs with my family.*
- *Memorizing rhymes develops phonemic awareness.*
- *I am training my eyes to move quickly across the page.*

**There's an "ing" in King**  
© Nellie Edge

There's an "ing" in king: i-n-g  
 There's an "ing" in bring: i-n-g  
 There's an "ing" in swing: i-n-g  
 There's an "ing" in sing: i-n-g

I am going: i-n-g  
 I am coming: i-n-g  
 I am playing: i-n-g  
 I am stopping: i-n-g

*going*  
**i n g**

|   |        |   |      |   |      |
|---|--------|---|------|---|------|
| i | insect | n | nest | g | goat |
|---|--------|---|------|---|------|

(Melody similar to the Beverly Hills/Bees Theme Song)  
 Photos from ABC Phonics: Sing, Sign, and Read! by Nellie Edge. © 2010 SignaMia Publishers

31

**I Love the Earth**  
(♫ Tune: Eensy Weensy Spider)

I love the Earth  
 And everything that lives.  
 I love the plants  
 And the beauty each one gives.  
 I love the animals  
 And the fishes at sea.  
 For I am a part of Mother Earth  
 And it's a part of me.

Sharon Mattioli

**Spring is Here**

Spring is here,  
 Spring is here  
 How do you think I know?  
 Flowers are blooming  
 I know it must be so.

Spring is here,  
 Spring is here  
 How do you think I know?  
 Birds are singing  
 I know it must be so.

Nellie Edge

27

- I am learning new vocabulary.
- I can practice using my phonics skills to read new words.
- I can read high-frequency words "by heart!"

**Hands & Words Are Not for Hurting®**

I will not  
 Use my hands  
 Or my words  
 For hurting myself  
 Or others.

The Hands & Words Are Not For Hurting Project®. Used with permission. © 2008 Nellie Edge. Permission granted for teachers to make multiple copies for classroom use only. December themes from Nellie Edge, 2008.

15

**Winter is Here**  
JAN 6 & 2016

Winter is here.  
 Winter is here.  
 How do you think  
 I know?  
 Darkness comes on early.  
 I know it must be so.

adapted by Nellie Edge



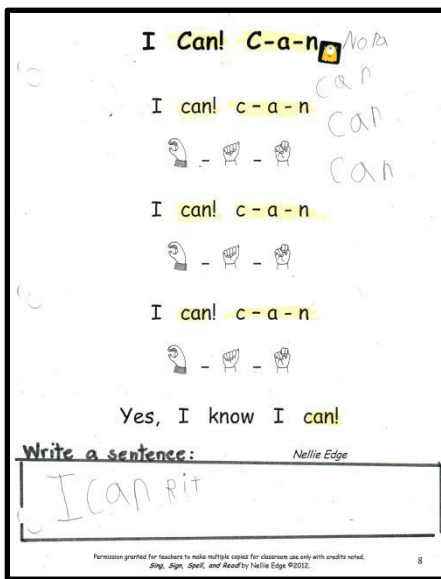
**Weather**

Whether the weather be fine  
 Or whether the weather be not,  
 Whether the weather be cold,  
 Or whether the weather be hot,  
 We'll weather the weather  
 Whatever the weather,  
 Whether we like it or not.



traditional

Permission granted for teachers to make multiple copies for classroom use. Nellie Edge Poetry Anthology Volume 1 - Copyright 1991

- The more I practice, the better I get!
- I am learning to be a good expressive speaker—just like my teacher!
- Every time I reread a rhyme, my reading gets better.



- I like to read my personal anthology of poems and songs and rhymes!
- I practice to become a master at reading every page.
- I can read my Poetry Notebook forever!



### The Science of Reading Supports a Comprehensive Approach to Early Literacy

Our students need a solid foundation of phonemic awareness, systematic phonics, writing skills (encoding sounds to print) and language development to build reading success!

The science of reading supports more than systematic phonics mastery, it includes building vocabulary, comprehension, and oral language fluency. This is especially critical for emergent bilingual students who need more practice using language with Total Emotional Body Response to Language (TEBRL) strategies.

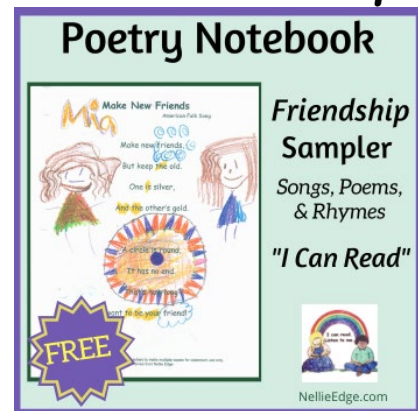
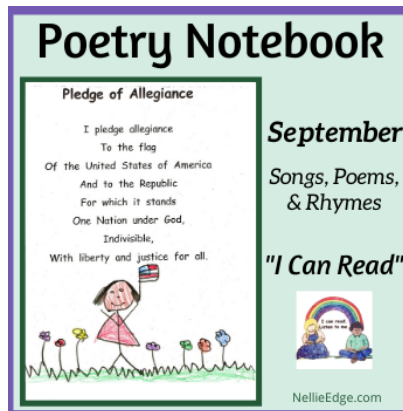

We encourage you to build a love of language and an "I can do it!" mindset through the power of daily shared poetry and song experiences.

- Use drama, movement, sign language, and dance to build comprehension.
- Sing songs and recite rhymes repeatedly with expression and intonation.
- Provide illustration to personalize meaning.
- We honor both the art of "best practices" and the science of reading when we give students "I Can Read" Poetry Notebooks to build foundational skills and celebrate language!

# Nellie Edge Poetry "I Can Read" Notebook Bonus 2

Social Emotional Learning and Language Skills through  
Songs, Poems, and Rhymes

**So Many Reasons to Love It: Download FREEBIE Sampler**



Enjoy a FREE sample: Download  
[Poetry: Friendship Sampler, TPT](#)

"...Pretty things, well said; it's nice to have them in your head." -Robbie Burns

"My students love reading these poems and being able to add their own illustrations! It makes them feel like authors :)" -Danielle H.

"Saying rhymes and songs together practices many skills. The children learn new vocabulary and develop a feeling of unity working together." -Laura R.

"This is such a RICH resource, full of inter-connected learning. My little students have already enjoyed some of the poetry and their illustrations make the poems come alive in a personal way. I am looking forward to using this resource all year and for many years to come. THANK YOU!" -Barb C.

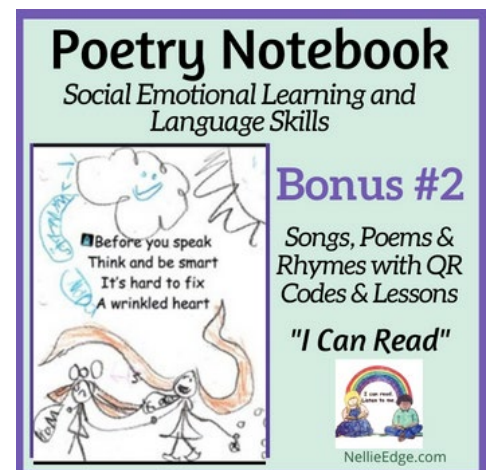
"My students and their parents have enjoyed these poems! I love the variety of poems to choose from and all of the activities that can be done with each poem!" -Lauren B.

"ALL students deserve to memorize, recite, illustrate, and perform delightful language!" - Nellie Edge

## Poetry Bundle includes:

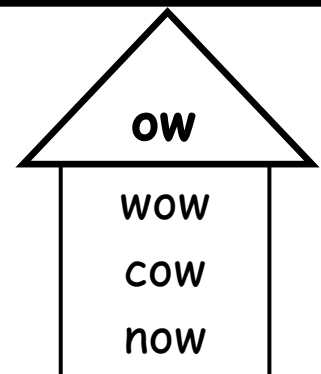

- 8 individual monthly collections
- Literacy Collection
- Sciening Songs and Rhymes
- Plan the Year (Bonus #1)
- Social Emotional Learning (Bonus #2)

Choose from over 200 poems, songs, and rhymes with family and curriculum connections. **Bundle and SAVE!**



# Children Learn Many Playful Ways to Salute Their Friends: "Let's Give Him a WOW!"

This playful WOW Fingerspelling Salute is used to honor children in Katie Nelson's Kindergarten. After sharing a young author's book, she might invite the children, "Let's give him a Wow!"



Children practice "quick writes." This becomes a playful part of handwriting and phonics word work: *If you know 'wow'—you also know how, now, cow, bow, and pow!* Children soon create the house of "ow" using whiteboards.

# Study Nellie Edge Sign Language Videos and Learn to Sign with Your Students



Diane Larson

- [Twinkle, Twinkle, Little Star](#)
- [Hola Mis Amigos / Hello My Friends](#)



Nellie Edge

- [Adios Amigos / Goodbye My Friends](#)
- [The Pledge of Allegiance](#)



Kimbria Kitto

Diane Larson, master kindergarten teacher and ASL consultant, signed our original [Magic of Signing Songs videos on NellieEdge.com](#)

Kimbria (Ulshafer) Kitto signed for the Pledge of Allegiance Class Book



## Discover The Magic of Signing Songs in Your Classroom



# Spark Joy with Social Emotional Learning All Year Long!

Weave these SEL lessons and moments into the kindergarten day and build a joyful community!

Visit [Nellie Edge Kindergarten Store](http://NellieEdgeKindergartenStore.com)

See [NellieEdge.com/FREEBIES](http://NellieEdge.com/FREEBIES) for Free SEL eBook

## Social Emotional Learning in Kindergarten BUNDLE



Celebrating Islands of Excellence that Spark Joy All Year Long

## Social Emotional Learning in Kindergarten

Book and Printables Part 1




## Social Emotional Learning in Kindergarten

Book and Printables Part 2



## Poetry Notebook

Social Emotional Learning and Language Skills



### Bonus #2


Songs, Poems & Rhymes with QR Codes & Lessons

"I Can Read"



NellieEdge.com


## A Family Guide to Social Emotional Learning in the Early Years



NellieEdge.com

## Sight Word Songs

MP3 and "I Can Read" Program



Sing, Sign, Spell, and Read!  
by Nellie Edge


## Write-a-Message



Independent Writing Center!

NellieEdge.com

## 44 Editable Kindergarten Parent Letters



Actionable Ways to Involve Families in School Success

NellieEdge.com

## I Pledge Allegiance

with American Sign Language



Class-Made Book

## Begin the Year with Social Emotional Learning Spark Joy All Year Long!



FREEBIE available at NellieEdge.com

Joyful Teaching and Learning Supports SEL



# Begin the Year with Social Emotional Learning: Spark Joy All Year Long!

How to Bind Your Social and Emotional Learning Resource Book: Give information to Parent Volunteer

For this product and instructions, we used FedEx for their binding services. You can submit your request two ways. One is more expensive and less work; the other requires more of your time and resources but is less expensive.

**Option 1 (the cheaper way):** Print the product yourself and have it bound:

- This will cost around \$6.00.
  - You may be able to wait at FedEx while they bind the book.
1. Print the first page in full color or black and white.
  2. Print single- or double-sided. When printing double-sided, use 24# ultra-white paper.
  3. Consider printing some pages of beautiful exemplars in full color!
  4. Print the remaining product with these choices on the Print screen:
    - a. Click: Print in grayscale (black and white)
    - b. Double-sided (if this is an option)
    - c. Pages to Print: All
    - d. Orientation: Portrait
  5. Take the printed pages to your local FedEx Print Center and request:
    - a. Coil bound on long edge; clear front cover; black vinyl back cover.

Go to <https://www.fedex.com/en-us/printing.html> and sign up if you wish.

**Option 2:** Email your PDF file as a link to a local FedEx Print Center for them to print:


1. This will cost \$20.00 to \$30.00 depending on pages.
2. Search online for your local FedEx Print Center (not just shipping center); call and request their email address.



3. If you don't have it, [download Adobe Reader DC](#) and keep the box checked for "Install the Acrobat Reader Chrome Extension."
4. Follow the directions to connect your Google (or Facebook or Apple) account.
5. Open your downloaded product file in Adobe Reader DC and make sure you're signed into Adobe.
6. Click on "Share" in the top right corner.
7. In the pop-up box, click "Get Link" and "Create Link."
8. When it appears, click "Copy Link," and it will be on your clipboard.
9. Compose an email to your local FedEx Print Center and paste the file link into the body of the email.
10. Paste these instructions below:
  - a. Print pages full size portrait
  - b. Print back-to-back on 24# ultra-white paper (except cover), use photo paper for cover
  - c. Print the first page as the cover on heavy paper
  - d. Include the first page (cover) as part of the book
  - e. Coil bound on long edge
  - f. Clear front cover
  - g. Black vinyl cover


**Other Nellie Edge Resource Books on TPT to consider binding for curriculum planning:**

**Dramatically Accelerate Kindergarten Writing Proficiency**  
Workshop #1: How to Simultaneously Teach Handwriting and Sight Words



A 6-Hour MasterClass Intensive with Nellie Edge


**Dramatically Accelerate Kindergarten Writing Proficiency**  
A MasterClass Intensive with Nellie Edge



**Writing Workshop #2**  
Create Independent Writing Centers and End the Year with Amazing Published Books

Earn 3 Graduate Credits

**Social Emotional Learning (SEL) and Language Skills Through Songs, Poems, and Rhymes**  
Designed for Nellie Edge Poetry Anthology Notebooks (K-2)






*"I know well that only the rarest kind of best in anything can be good enough for the young." Walter de la Mare, Bells of Grass*

**Young Writers Enjoy Fancing Up Their Last Page**  
At first, students will need a model, but soon they will write "the end" from memory with good handwriting.

*How can you fancy up your page?*

The end



**Give kids rhythmic chants to learn writing-to-read  
"heart words."**

***T-h-e e-n-d. The end!***

Scan the QR code to hear this chant.



***All kindergartners love to write, draw, and make books!***

***Kindergarten-friendly handwriting supports the writing process.***