

Best Practices for Teaching Kindergarten Writing-to-Read "Heart Word" Sentences

a.k.a. Nellie Edge Sight Word Sentence Program



Integrate ABC Phonics, handwriting, and heart word sentences to build circles of writing mastery for writing workshop.

Another gift of Joyful Literacy from Nellie Edge



Welcome to Our Joyful Teaching and Learning Community:

All materials in this handbook are the property of Nellie Edge and colleagues, unless otherwise noted. You are granted permission to make multiple copies of the pages for parents with credits acknowledged.

Nellie Edge Professional Development Workshops and Online Seminars are committed to helping all children including English Language Learners (ELLs) achieve the rigor of the English Language Arts State Standards through joyful pathways to learning. Our workshops, presented by outstanding teacher-researchers, are designed to integrate current research and state-of-the-art literacy practices that are meaning-centered and in harmony with how the young child's brain learns best.

Our action-research has documented that joyful writing-to-read strategies within a comprehensive literacy framework accelerate literacy and produce unexpectedly high outcomes. Our purpose is to share "best practices" in Social Emotional Learning and literacy; to inspire reflection, collaboration, and intentional teaching. *How can I do an even better job reaching every child? and How do I create a classroom community that recognizes the social nature of learning, the importance of the mentor-apprentice relationship, and the vital role of the educational arts?* When teachers truly understand the writing and reading process and the power of multisensory teaching, they can more easily and effectively create responsive environments that embrace the diverse learning styles and gifts that our children bring to school. **Rigorous standards are reached when children are deeply engaged in authentic literacy experiences and challenged to become ambitious readers, writers, and thinkers.**

Bruno Bettelheim's research reminds us that how children perceive themselves in the act of learning to read generalizes to their whole self-concept. With this in mind, we are committed, through our professional development programs and literacy resources, to assist teachers in creating engaging and caring learning environments that will provide all children with the foundations they need to build on success. **We believe learning to read and write must be a systematic, meaning-centered process.** Our expectation is that every child can and will develop high levels of literacy skills while building belief systems of competence, belonging, and an "I can do it" growth mindset.

Our workshops and resources support our commitment to excellence in literacy, the honoring of childhood, and our belief that educators can and must positively influence the lives of children and the future of our democratic society.

All art and photos are used with permission.

Copyright 2023, Nellie Edge. If there is any question about the printed contents of this book, please notify us at info@nellieedge.com. Thank you for respecting copyright laws.

Our vision is... creating schools worthy of our children:



Best Practices for Teaching Kindergarten Writing-to-Read "Heart Word" Sentences

Table of Contents

What Are Nellie Edge Writing-to-Read Heart Words?	1
Dramatically Accelerate Your Kindergartner's Writing Proficiency	2
What Is the Best Power Sentence to Build Writing Fluency in Kindergarten?	13
"I Love You" Skinny Book Model	19
L-O-V-E Spell Love with QR Code	20
"I," "love," "you" Play Dough Mats	21
10 Reasons to Teach Fingerspelling in Kindergarten	24
Growing Young Writers: I Am An Author Now!	29
I Can Write Pink Heart Word Sentences	31
End-of-Year Heart Word Sentence Practice	32
I Can Write 5 Different Sentences	33
The Most Important Message: Over 50% Heart Words	34
Salute Your Friends with "WOW"	35
Kindergarten Heart Word Celebrations	36
What Else is New? Heart Word Songs with QR Codes	43
Handwriting Reinforces Heart Words	44
Use Familiar Heart Word Sentences	45
Family-Friendly Learning Calendar	47
Free ABC Play Dough Mats	48
Hip Hip Hooray! Certificates	49
Summary of Writing-to-Read Heart Words	54
Kids Fancy-up "The End" Pages	56
Kindergarten Heart Word Program: Teacher Quotes	57
Resources	58

What Are Nellie Edge Writing-to-Read Heart Words?

Why Do Kindergartners and Their Parents LOVE Systematic Heart Word Study?



Use these sentence starters so students can begin writing “by heart.”

Early in the year, the first 16 pink “heart words” allow kindergartners to write heart-connecting sentences such as “I love you.” This is their first circle of **writing mastery**.

Daily “quick writes” of heart word sentences is the highest impact literacy strategy I can give teachers: it is how we **increase “word power per minute”** and build writing fluency and stamina.

Writing-to-read “heart words” include color-coordinated sets of 16 words each that give students writing **mastery with the sentences**: I love you. I see the... I like my... I can... I have a... Students move at their own rate. They challenge themselves to quickly learn each new set of words.

Writing and learning “heart word” sentences supports phonics work! Once the brain has learned to write a sentence starter with good handwriting, it has **more memory space for vital phonics word work**—to fearlessly encode sounds to print when writing new words! **Writing sounds to make words is powerful phonics practice.**

Learning “heart words” is one of the ways **we build engaged, motivated writers**. This strategy has proven successful in diverse Northwest classrooms. It allows us to integrate ABC Phonics Immersion, good handwriting, and sight word work, building stamina and confidence for writing workshop.

See the results of our action-research on the following pages.

I Can Write Pink Heart Words

These are some of the first words your child will learn to read, spell, and write with good handwriting.

I love cat a
Mom dog you
see my the
Dad me we
can like
house

"Mom" and "Dad" versus "mom" and "dad"
Children will learn to write "I love Mom."
before they write "I love my mom."

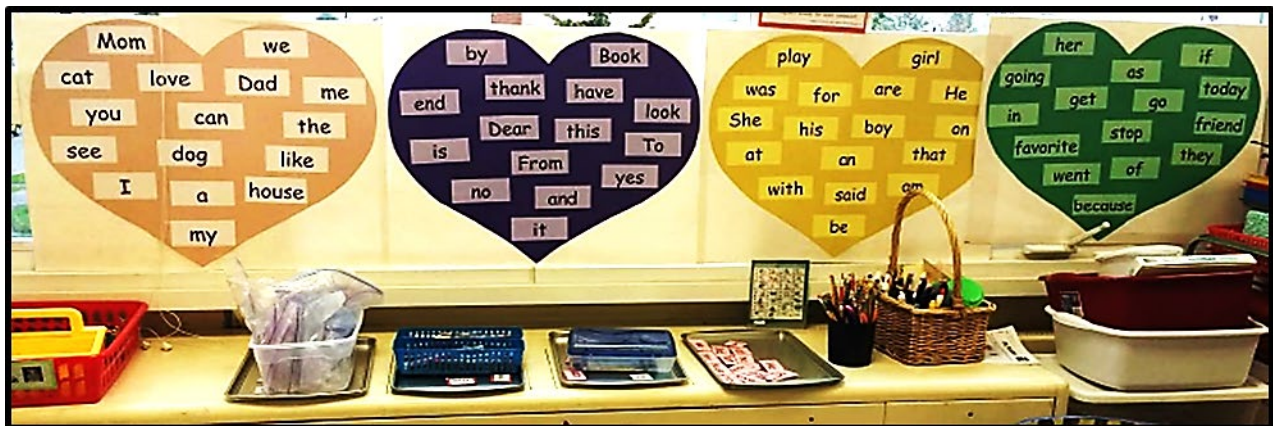
Do You Want to Dramatically Accelerate Your Kindergartners' Writing Proficiency?



Fluency with writing-to-read heart words and sentences is your key to success!
15 points of excellence for evaluating your current teaching program

This is part of the Self-Assessment Guide for Nellie Edge Online Seminar #3.

1. We Have High Expectations and Give Students Crystal Clear Learning Targets



Children view learning targets: Wall posters of high-frequency "heart words"

- Children learn there are **two kinds of words**: Words they know how to write "by heart" and words they listen to, stretch out, and write the sounds for.
- The end goal is to be a **"heart word" expert** with at least 62 words and to fearlessly tackle any unknown word in their writing. (More proficient students may add additional sets of personal favorite words or the district's mandated first grade reading lists.) There is no ceiling on success-driven learning!
- Children and their families have a crystal-clear target of the 16 words they are currently working on and what the next target is.

2. We Provide Multisensory Teaching, and Make Learning Visible and Meaningful



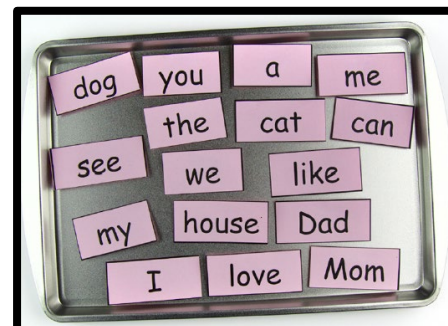
- The word "love" is our anchor word. The "heart word" sentence "I love you" is practiced for mastery. ALL children need to see themselves as readers and writers of words that matter.
- A-Z high-frequency Word Wall is visible from front or side of the room.
- Children connect the high-frequency "heart words" "cat" and "dog" with the pages of their *ABC Phonics: Sing, Sign, and Read!* book.

3. We Use Fingerspelling to Help Children Develop Fluency with "Heart Words" and CVC Words



- We sing, sign, fingerspell, and write 33 pink and purple "heart words" and bonus words.
- We refer back to the key phonics symbol as needed to build the reading brain.
- Fingerspelling is connected to children's names and use of "Helper of the Day" strategy. *A/"a" alligator and A/"a" Anna and...B/"b" bear and B/"b" Brian: your name starts with that same sound!*

4. My Room Has A-Z Word Walls with Movable "Heart Word" Cards that Children Use!



- Children use these words during writer's workshop time. With limited space, a cookie sheet or an oil pan may become an additional movable Word Wall! The *ABC Phonics* book's images on our word wall are consistent.
- Challenge more proficient readers to reach for new targets.
- Teacher articulates lavender/purple word distinction.
- Small sets of color-specific "heart words" are made ahead, and there is a system for sending them home on a ring and/or in word boxes for family literacy.
- New color-specific words go up on the Word Wall AFTER they have been taught and while children observe. Newly taught words are reviewed.


5. We Involve Parents as Partners in Teaching High-Frequency "Heart Words"



- Each new set of "heart words" goes home on a ring in a special box for family review.
- "Heart Word"/fingerspelling cards are available for family practice and individual or collaborative use.
- "Heart word" ***I Can Read*** pages are included in student anthology notebooks.
- Teachers make copies of the *Sing, Sign, Spell, and Read!* CD for family listening (permission is granted).
- Parents are invited to help cut and create "heart word" props.



6. Ongoing Assessment Drives Instruction, and Learning Is Celebrated!

<p>This is me in September 2013</p> 	<p>My Name</p> <p>Cat M</p>
<p>ABC Letters/Words I Know</p> <p>cat</p> <p>C O T M</p>	<p>1 2 3 Numbers I Know</p> <p>1 5 5</p>

<p>This is me in May</p> 	<p>My Name</p> <p>Carlos</p> <p>Lo we</p>
<p>Sentences I Know</p> <p>I love my mom</p> <p>I love my cats</p> <p>I love my dad</p> <p>I love my dog</p> <p>I like my mom</p>	<p>1 2 3 4 5</p> <p>6 7 8 9 10</p> <p>11 12 13 14 15</p> <p>16 17 18 19 20</p> <p>21 22 23 24 25</p> <p>26 27 28 29 30</p>



- Monthly on-demand writing and drawing assessments drive instruction.
- Consistent and engaging learning rituals and celebrations keep children motivated and focused (e.g. taking home their first "heart word" necklace or reading their "heart word" book).
- There is a visual acknowledgement (or celebration) for the child who masters the next "heart word" set. Each child soon has a photo on an award or in a **Hip Hip Hooray!** class book.



7. Our Students Use Music, Fingerspelling, Writing, and Sign Language to Create Memory Hooks



Set of 4 mini Heart Word posters


- They *Sing, Sign, Spell, and Read!* and practice accurate handwriting. (High-frequency "heart words" **simultaneously accelerate** reading and writing fluency!)
- Floor "heart word" posters are available for Read-to-Self and Read-to-Buddy times.
- Independent writing totes provide authentic writing activities with "heart words": "We Love Lists!" "Write a Message," and "Animal Rubber Band Books."

8. "I love you" Is Our "Heart Word" Anchor Sentence: We Read, Write, and Fingerspell the Words.



- We expect all children to master this sentence using accurate handwriting, spaces between words, and punctuation. Even special needs students can write "I love you" early in the year.
- Students Do "Quick Writes" of High-Frequency "Heart Word" Sentences Daily to Build Writing Muscle and Stamina for the Writing Workshop.

9. Independent Writing Totes Provide Systematic and Authentic "Heart Word" Practice




- Independent writing totes provide drawing and bookmaking experiences with a sequence of "heart word" sentences: "I love the...," "I see a...," "I like my...," "I can see...," "This is the..."

10. Learning Is Differentiated, and All Children Receive an Arts-Rich Talented and Gifted (TAG) Learning Model.



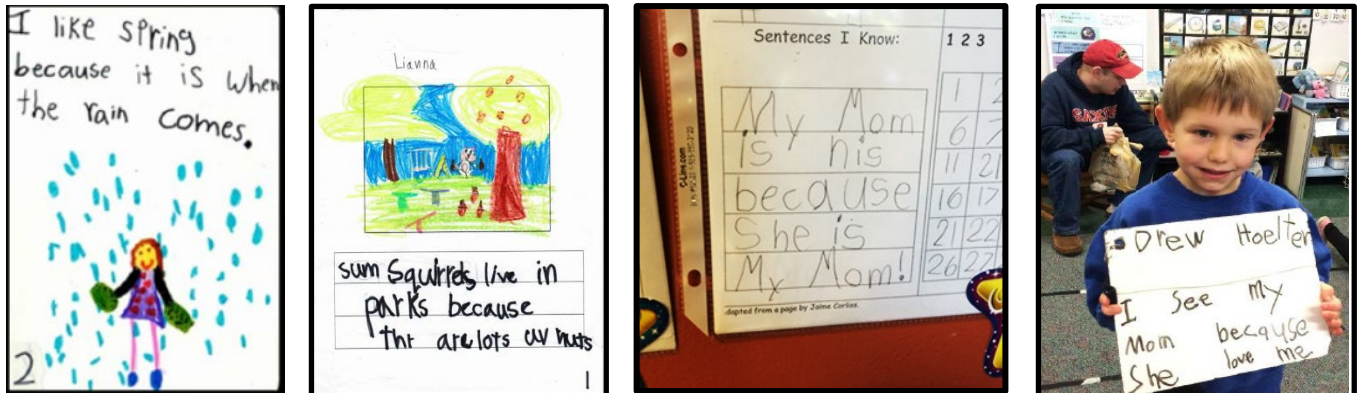
- There is constant challenge for the more-proficient readers and writers, and there is scaffolding for the developmentally-younger and less-experienced writers.
- As soon as a more proficient reader has mastered the first 62 words, additional organized sets of personally chosen words or first and second grade high-frequency words are added. These are systematically color coordinated in groups of 15-16 words.

11. "I Can Read" Anthology Pages Featuring "Heart Word" Songs and Chants Are Illustrated



- Children take pride in doing quality work and in challenging themselves to fingerspell, write, and read each new word.
- As new "heart words" are taught, they are added to the Word Wall, and old ones continue to be practiced and reviewed!

12. We Teach the Common Core Opinion Writing Word "because" Through Rhythm and Rhyme Early in the Year




- Children write compound sentences, e.g.: "I love my mom because she loves me."
- Later the word "favorite" is also memorized through a spelling and fingerspelling song. Children delight in writing about their favorite things!

13. Harder-to-Accelerate Students Receive Additional Multisensory "Heart Word" Practice and Additional CVC (consonant-vowel-consonant) Brain Exercises for Fluency




- Response to Intervention (RTI) Teams or Kindergarten Intervention (KI) Teams of volunteers, parents, and 5th grade reading buddies provide additional targeted practice — especially building fluency with pink “heart word” sentences and providing abc brain exercises for speed and accuracy.

14. Children Are Engaged in Authentic, Motivating Writing-to-Read Experiences throughout the Day and Across the Curriculum: It’s How the Brain Learns Best!



- Early in the year children learn to draw animals and write “heart word” sentences in their own books.
- The writing workshop model gives children choice of topics.


Our Comprehensive Kindergarten Writing Workshop Model Includes Students as Authors and Illustrators, Publishing Their Own Books



Kindergartners, like twelfth graders, draft, edit, and publish their writing.

- Lucy Calkins

Writing-to-Read Heart Words Provide Multisensory Instruction Combining Kindergarten-Friendly Handwriting and Sight Words




- Children learn there are **two kinds of words**: Words they write “**by heart**” and **words** they spell phonetically, encoding sounds to print. Moveable heart words are added to the word wall.



- Children and their families have a crystal-clear target of the 16 words they are currently working on and what the next “heart word” target is.
- The word “love” is our anchor word. The “heart word” sentence “I love you” is practiced for mastery early in the year. ALL children need to see themselves as readers and writers of words that matter.

15. Art, Creativity, Voice, and Playfulness Are Part of the Writing Process!



Choose Joyful Pathways to the Common Core: Allow Children's Creativity to Flourish While Meeting Rigorous Writing Standards...

**Examples taken from Nellie Edge Online Seminar #3:
Teaching High-Frequency Writing-to-Read "Heart Words" (a.k.a. Sight Words)**

To learn more from accomplished kindergarten writing teachers, peruse the "Heart Word" page, and view video clips of multisensory word work strategies.

Grow you kindergarten writers: Make these strategies routine in your classroom! Study Nellie Edge Online Seminars, Live Workshops, and YouTube.

Teach "t-h-e e-n-d" chant to your kindergartners

FREE video! Grow Young Writers NellieEdge.com

Accelerate Literacy with Writing-to-Read Heart Words

L-o-v-e Spells Love

Sing, sign, and spell with Nellie Edge YouTube videos

Teach this spelling chant!

Watch on YouTube now!

Nellie Edge

Teach Students to Write "I love you."

Daily "Heart Word" Sentence Quick Writes with Good Handwriting Is a Powerful Strategy that Builds Circles of Writing Mastery!



It's the first month of school and kindergarten children are learning the joys of writing for real-world purposes. They are learning to write their first high-frequency "heart word" sentence: "I love you." With practice this becomes the **first circle of writing mastery**. Daily "quick writes" of "heart word" sentences is the highest-impact strategy I can give teachers: **it is how we increase "word power per minute" (a.k.a. writing fluency and stamina)**! This in turn frees the brain's working memory so it can do the vital work of building phonics skills: encoding sounds to print for new words.

Gradual-release-of-responsibility model



Students learn pink "heart words" using the *Sing, Sing, Spell, and Read!* strategies simultaneously taught with handwriting. In the photo, Katie Nelson teaches kindergartners to **write a whole sentence using a gradual-release-of-responsibility model**. Notice sky writing and use of white/erase boards.

"I love you" is a powerful anchor sentence for practicing efficient handwriting while nurturing Social Emotional skills.



We give children "I love you" writing models: a crystal-clear example of what good handwriting looks like. *Multisensory ABC and Phonic Immersion, Kindergarten-Friendly Handwriting lessons*, and "heart word" sentences dramatically increase writing fluency and stamina.

Make learning to write a meaningful, social and emotional experience. Invite children to take home and hide "secret messages."



We ask children to pause, think, and talk to their writing partner. Who says "I love you" to you? To whom do you say, "I love you"? Finally, they brainstorm where they could hide secret "I love you" messages...

I say, 'I love you' to my Mom... I could hide one in the refrigerator ...under the computer...in Dad's shoe...

I'll get up after my sister is asleep and put one in her room.

Kindergarten-friendly handwriting is part of a comprehensive writing program: It is practiced in a meaningful context.




This is what engaged writers look like. Sometimes the biggest challenge is that no one wants to stop and go out to recess! Notice the "I love you" writing models at the table. Writing-to-read "heart words" allow students to write heart connecting sentences so they care about writing.

Help children care about writing: Make writing real and provide support for success!



Younger children—especially boys—come to kindergarten with a wide range of fine motor development. Teachers provide multisensory experiences and individually coach children on efficient motions for letters within the context of real words. They have high expectations and give all children the scaffolding needed to build on success.

Children become engaged and purposeful writers.



I'm going to send this to my Grandma in Arizona, says one ambitious writer. Sometimes the engaged writers pause to decorate their messages.

How many 'I love you' messages will you write?





One boy decided to make 10 secret messages to hide all around his home. Another boy decided to write 20 secret messages and number them 1-20!

Writing Supports Reading Development and Reading Support Writing!







Kindergartners join the "book lovers club!" They read and reread favorite engaging books all year long. Notice all the opportunities to read "I love you" in well-loved children's literature.

Kindergarten literacy requires two kinds of books: *"read-all-the-words" phonics books AND books to "read-in-other-ways." (From **Shifting the Balance* by Jan Burkins and Kari Yates)



The books on this page are considered "read-in-other-ways" books which are designed to:

- Build oral language fluency
- Train the eyes left-to-right
- Reinforce concepts of print
- Nurture a love of reading
- Encourage family literacy




Good Kindergarten Writers Have Fluency with Two Kinds of Words:

1. **A growing collection of writing-to-read "heart words"** We learn them "by heart." Heart word sentences become the first circles of writing mastery.
2. **Words they spell phonetically**, encoding sounds to print. Confidence with phonetic spelling allows students to fearlessly tackle any unknown word!

We systematically teach both kinds of words to build writing stamina and proficiency! Once students master "heart word" sentences, they have the memory space to apply phonics skills to tackle any new words.



Families Are Partners in Teaching Writing-To-Read "Heart Words"



Students practice each new set of "heart words" at home—and at school with multisensory teaching and learning.

During distance learning, this student decided to re-create his school writing center—at home! Notice his pink and purple heart word posters.

Mastery of "heart word" sentences and phonetic spelling builds engaged and purposeful young writers.

A comprehensive, authentic approach to early writing produces amazing results! Students love to write and illustrate books!

This kindergarten learner proudly recreated his kindergarten writing environment with heart word posters for online learning at home. How fun is that?

See [Writing-to-Read Heart Word Curriculum](#)

To learn more, see [Nellie Edge YouTube Channel](#), and [Nellie Edge Kindergarten TPT Store](#)

**Photos used with permission from families and teachers.*

I love you.

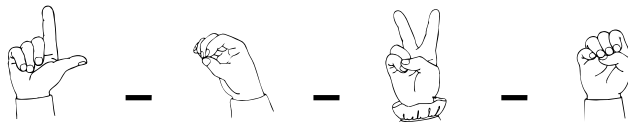
I love you.

I love you.

I love you.

L-o-v-e Spells Love

L - o - v - e spells love.



L - o - v - e spells love.

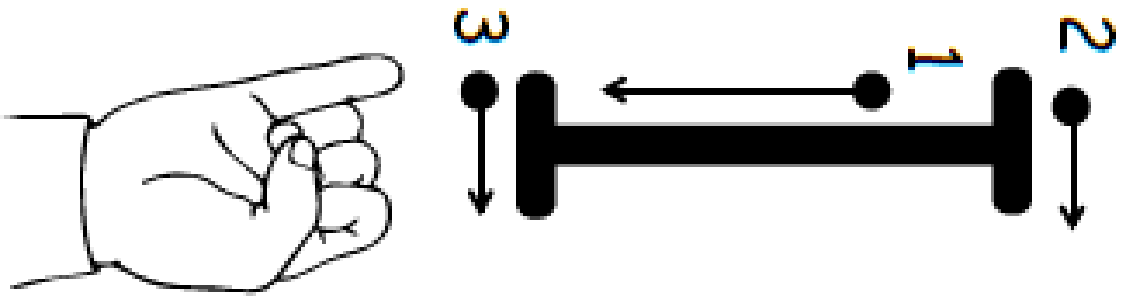
L - o - v - e, l - o - v - e,


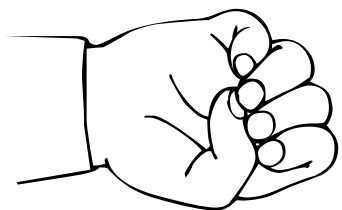
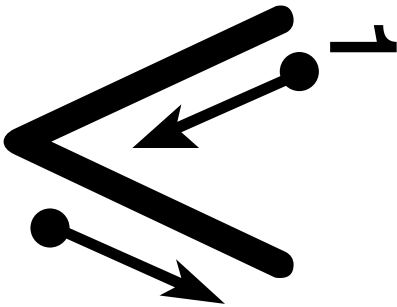
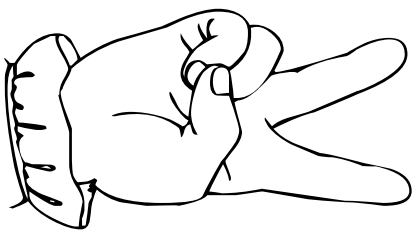

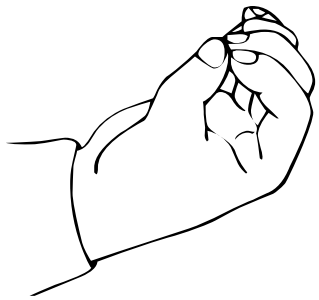
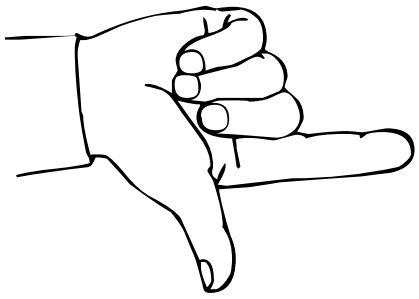
L - o - v - e spells love.

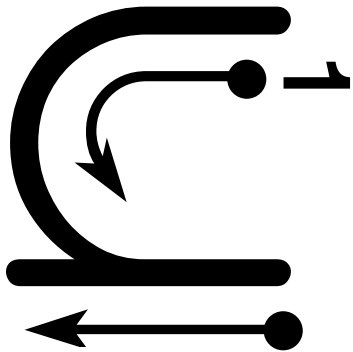
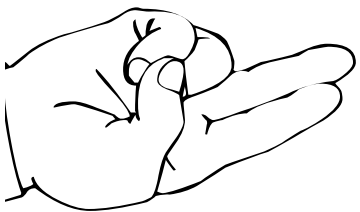

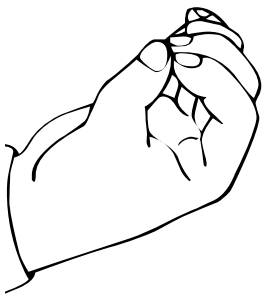
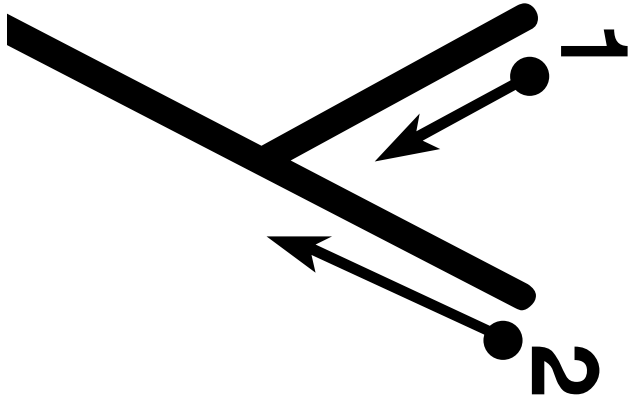
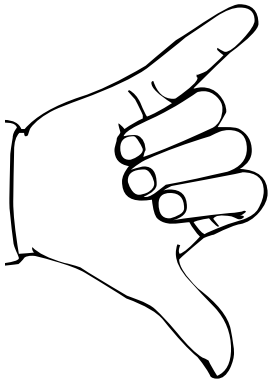


Nellie Edge

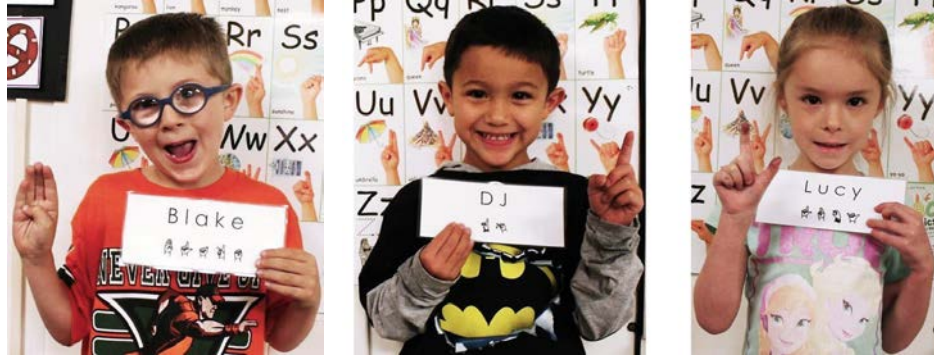









10 Reasons to Teach Fingerspelling in Kindergarten



1. Fingerspelling helps the brain remember letters, sounds, and words: It becomes the memory hook for ABC/Phonics and sight word mastery. Fingerspelling will enhance the effectiveness of any ABC/Phonics and word work program.

How did you teach your brain to fingerspell every letter in your name?




2. Fingerspelling develops fine motor dexterity for efficient pencil grip and handwriting proficiency.



3. For English language learners, fingerspelling provides an additional pathway to learning success with letters, sounds, and high-frequency "heart words." (Many English language learners master fingerspelling faster than their English-speaking classmates.)

Wow! You learned to sing, sign, fingerspell, and read another new word!

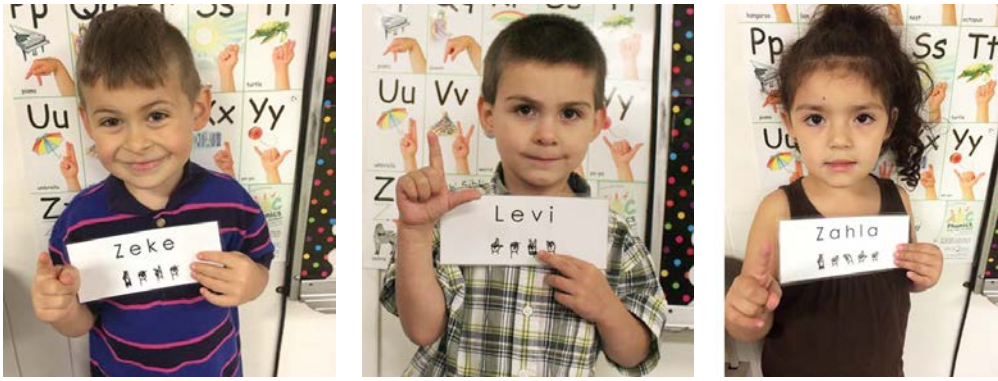


4. While teaching fingerspelling, thoughtful educators develop metacognition and a growth mindset: We teach children to focus, work hard, set goals, and think about their learning.

Look closely, keep practicing, and you can teach your brain to remember!



5. The strategies used to teach fingerspell are supported by decades of visual learning research. Teachers and children have crystal-clear, achievable learning targets. Teachers provide specific feedback, children learn to assess their progress, and mastery is acknowledged and celebrated! (Read John Hattie's book, *Visible Learning for Teachers*)



6. Fingerspelling provides additional support for children who are highly kinesthetic learners: All children are having the experience of learning a new language together while building stamina for writing workshop.



The more you practice, the better you get!


7. Learning to fingerspell provides a family literacy experience, multiplying our teaching effectiveness. Free online ASL video clips and abc support for at-home practice are available. Let parents know that fingerspelling not only builds hand-eye coordination for writing but also develops strength and dexterity for athletics and playing a musical instrument.

Parents as Partners multiplies our teaching effectiveness.



8. **Fingerspelling teaches young children a new language.** American Sign Language (ASL) is the third most commonly used language in the United States.

Childhood is for language. ~ Lewis Thomas



9. **Learning to fingerspell builds children's pride in mastering a new communication skill.** It teaches children to focus, observe closely, work hard, and develop visual motor integration.


You worked hard, and now you're an expert at fingerspelling every letter from A to Z. You must feel proud of becoming a master of fingerspelling!



10. **Fluency with fingerspelling provides a memory hook to phonics during Writing Workshop** while children are learning how to encode sounds to print.

When children fingerspell, it triggers the letter/sound memory. It also enhances the memory for high-frequency "heart words."

Wow! How did you teach your brain to remember that?



Learn to Teach Powerful Fingerspelling in Just a Few Minutes a Day: Watch Instructional videos on [Nellie Edge YouTube](#)

Free Teacher Support at [www.NellieEdge.com/ABC Phonics](http://www.NellieEdge.com/ABC%20Phonics)


- **Learn to Fingerspell:** View FREE instructional videos from Sign2Me
- **See glimpses of fingerspelling for ABC and Phonics learners with FREE teacher supports**
- **See document:** ["Parents as Partners: Why We Teach American Sign Language and Fingerspelling"](#)
- **See document:** How to Make Name/Fingerspelling Cards



- **Download FREE [ABC Phonics Family Reference Chart](#)**
- **See document:** [Excerpts From Visible Learning: A Synthesis of Over 800 Meta-Analysis Related to Achievement](#) by John Hattie, Routledge Publishers, 2009
- **ABC Phonics: Sing, Sign, and Read!** Book and wall charts are available at www.Sign2Me.com or www.amazon.com "


Growing Young Writers: *I Am an Author Now!*

A simple "heart word" sentence model supports kindergartners in writing their own little book: 'I see the...'




Kindergartners love to draw animals and write their own little books. Meaningful word work activities involve making books using guided animal drawing pages, sentence writing models, pens, and writing materials stored in an Independent Writing Center Tote. In this lesson, students learn to draw a dog. They practice writing "My book," "by," "the end" and a sentence (I see the dog.) about their animal. As children build their writing stamina, additional pages may be added to the "Rubber Band Books." **This Is the Beginning of Bookmaking.** By the end of the year each child will write, edit, illustrate and publish an 8-page board book, building confidence and a love of writing!

Students Enjoy Writing When We Give Them Scaffolding to Build on Success



The experience of sitting in the Author's Chair and proudly sharing his work helps this young author see himself as an author and illustrator who does quality work.


The Final Piece of the Writing Process Is Sharing Your Writing and Receiving Feedback




While Zeke is reading his book, the children listen attentively. After he shares his last page with "the end," his teacher, Mrs. Corliss, provides feedback to the whole class:

- Notice he wrote "My Book," and "by Zeke," and he left spaces between words.
- Zeke decided to draw a picture of himself on his book cover.
- He wrote "the end" and fancied up the page by drawing—rocks!
- Thank you for sharing your book. We can tell you like to do quality work.
- Who has a compliment or question for Zeke?
- Okay, you can give Zeke applause for his book now.

What a Sense of Pride and Awe: *Your words and pictures tell a story.*



All smiles, Zeke then turns to teacher and says, "And I'm an author now!"



Authentic word work grows kindergarten writers. Children build fluency for writing workshop by repeatedly writing high-frequency "heart word" sentences (I see the..., I like my..., I can see a...).

- Learn more about authentic kindergarten writing: [See photo essays on Nellie Edge.com](#)
- Study preview: [How to Draw Animals & Make Books](#) at Nellie Edge Kindergarten on TPT
- Follow [Nellie Edge on YouTube](#) for engaging literacy lessons

I Can Write Pink Heart Word Sentences

I love you.

I love Mom.

I love Dad.

I see the dog.

I can see my house.

I like my cat.

I have a dog.

NellieEdge.com

In kindergarten and at home, children will benefit from fluency writing practice with pink "heart word" sentences until the sentences are automatic. This builds writing stamina. At first, students will need to copy from a model to ensure every word is spelled correctly with good handwriting. Notice "have" is the first purple heart word.

This Is What Kindergarten Heart Word Sentence "Fluency Practice" Looks Like by the End of the Year

Name Finley Date June 25

I can write 5 different heart word sentences!

- 1♥ I love My Pando!
- 2♥ I See a Bee?
- 3♥ I like Bunnies!
- 4♥ I can swim?
- 5♥ I have a Pixa Bol!

Why do I practice writing "heart word" sentences?
 If I practice this every day, my writing is going to get really good!

- heart words spelled correctly
- good handwriting
- spaces between words
- a period at the end of each sentence

*of honey - * **

* I am an expert at 5 heart word sentences! *

NellieEdge.com

Name Colton Wallace Date June 6

I can write 5 different heart word sentences!

- 1♥ I like cats.
- 2♥ I love Dogs.
- 3♥ I see a fox.
- 4♥ I can run.
- 5♥ I have a cat.

Why do I practice writing "heart word" sentences?
 If I practice this every day, my writing is going to get really good!

- heart words spelled correctly
- good handwriting
- spaces between words
- a period at the end of each sentence

* I am an expert at 5 heart word sentences! *

NellieEdge.com

Name Xochitl Date _____

I can write 5 different heart word sentences!

- 1♥ I love you.
- 2♥ I see a cat.
- 3♥ I like my mom.
- 4♥ I can see a dog.
- 5♥ I have a dog.

Why do I practice writing "heart word" sentences?
 If I practice this every day, my writing is going to get really good!

- heart words spelled correctly
- good handwriting
- spaces between words
- a period at the end of each sentence

* I am an expert at 5 heart word sentences! *

NellieEdge.com

Name Caroline Roth Date _____

I can write 5 different heart word sentences!

- 1♥ I love art!
- 2♥ I See the Cardinals.
- 3♥ look at the Carus!
- 4♥ I Can see a tree.
- 5♥ I have a house.

Why do I practice writing "heart word" sentences?
 If I practice this every day, my writing is going to get really good!

- heart words spelled correctly
- good handwriting
- spaces between words
- a period at the end of each sentence

* I am an expert at 5 heart word sentences! *

NellieEdge.com

Name _____

Date _____

I can write 5 different heart word sentences!

1 ♥

2 ♥

3 ♥

4 ♥

5 ♥

Why do I practice writing "heart word" sentences?

If I practice this every day, my writing is going to get really good!


	Not yet	Starting to	Yes!
Spell heart words spelled correctly?			
Use good handwriting?			
Leave spaces between words?			
Put punctuation at the end of each sentence?			

*** I am an expert at 5 heart word sentences! ***

Our Most Important Informational Message: "Dear First Grade Teacher..." Messages from Mrs. Nelson's Kindergarten

JUN 05 2012

Name Athan Payne Date _____



Dear teacher my soccer team's name is handlers. some of my favorite subjects in school are Math and Reading and Writing. My favorite book is Little House books. I have two cats. I like football.

(1 of 2 pages)

JUN 05 2012

Name Kaley Johnson Date _____



Dear teacher I am 5 years and I love dogs. Teacher can we study dogs? I am good at soccer I like every animal! I never touched a fish.

Dear Teacher, My soccer team's name is Handlers. Some of my **favorite** subjects are math and reading and writing. My **favorite** book is Little House books. I have two cats. I like football. I love PE. It is really fun. I like running. My **favorite** game is Clue and Life. I am 6 years old. I love animals. I am especially interested in Giant Pacific octopus.

Dear Teacher, I am 5 years and I love dogs. Teacher, can we study dogs? I am good at soccer. I like every animal! I never touched a fish. I love my dogs and my cats because they love me. Dogs are my **favorite** animal. My **favorite** color is pink. I have two dogs, Maizie-Mo and Edwin.

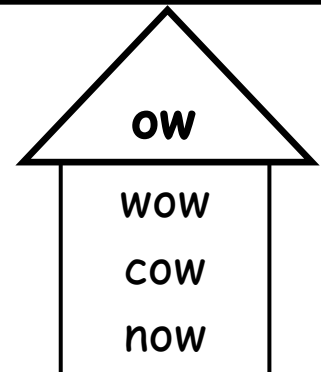

Kaley used 38 "heart words" and 17 phonetically spelled words. Athan used 37 "heart words" and 27 phonetically spelled words.

We highlighted writing-to-read "heart words" that Athan and Kaley instantly knew. Notice—we had just introduced the *Sing, Sign, Spell, and Read!* word "favorite." Over 50% of the words these proficient writers used are high-frequency "heart words"!

Fluency with "heart words" builds writing stamina.

Children Learn Many Playful Ways to Salute Their Friends: "Let's Give Him a WOW!"

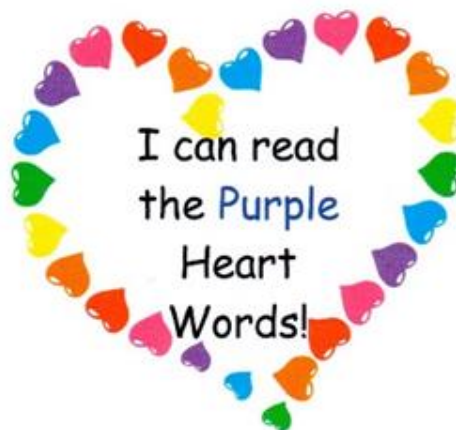
This playful WOW Fingerspelling Salute is used to honor children in Katie Nelson's Kindergarten. After sharing a young author's book, she might invite the children, "Let's give him a Wow!"



Children practice "quick writes." This becomes a playful part of handwriting and phonics word work: *If you know 'wow'—you also know how, now, cow, bow, and pow!* Children soon create the house of "ow" using whiteboards.

Kindergarten Heart Word Celebrations:

Kids and Parents LOVE These Badges and Certificates!



I	cat	a	love	dog	you
th	Hip Hip Hooray! You know all your pink heart words.				like
Mom	Name _____				house
see	Date _____	Congratulations: you can do hard things!			again
like	house	th	we	see	Dad

This Big FREEBIE Includes:

- How to make celebration badges
- 4 printable "heart word" badges
- "How Kindergarten Handwriting Reinforces Heart Words"
- Brain-friendly practices for teaching sight words
- "All About Heart Word Songs with QR Codes"
- Pink, purple, yellow, and green printable certificates
- Blog: *Build Circles of Kindergarten Writing Mastery*

For Teachers Using Nellie Edge Sight Word (aka Heart Word) Program: We made adhesive-backed "heart word" labels to **celebrate levels of mastery**. How fun is that?




How to make these celebration badges

We printed our "heart word" badges on 3.5" circle labels from onlinelabels.com, order # OL3282WX.

We provide a **printable** for you on the following page.

Your kids are going to LOVE these!

Students and Parents Appreciate Crystal-Clear Learning Targets:
Give families specific, actionable resources to support learning at home



Jack practices "heart words" at home. He learns 4 sets of 16 words "by heart": pink, purple, yellow, and green, moving at his own pace. ["Sing, Sign, Spell, and Read!"](#) songs (now with QR codes) provide multisensory family learning support.



Thank you to Suzanne Feblowitz for sharing on my Facebook page **how she celebrates**: She said, *Nellie! I made these buttons for my Heart Words, and the students are more inspired to learn the words because they get a button after learning each set of heart words. Now they want to collect them all! It has been amazing!*













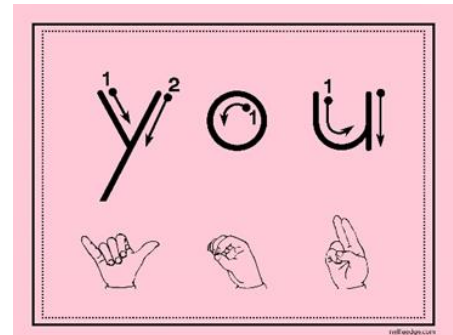

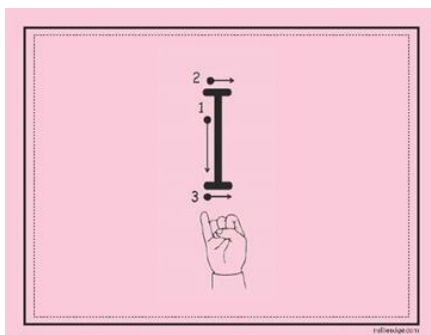
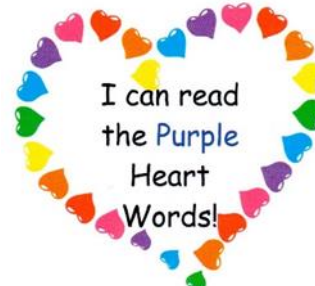
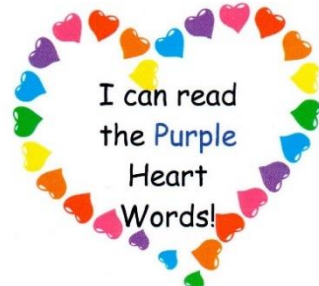
What Else is New?

32 Heart Word Songs with QR Codes and Skinny Books: Now Included in [Sight Word Bundle](#)

Great for Distance Learning and Family Support All Year Long



Celebrate Learning with Heart Word Badges and Certificates:
Freebie on [Nellie Edge Kindergarten TpT](#)



Kids love [Heart Word Play Dough Mats](#): Explore multisensory resources that teachers have been asking for!


Bundle and Save!

NellieEdge.com

Kindergarten-Friendly Handwriting Reinforces Heart Words: It Builds Circles of Writing Mastery and Invites Students to Make Books.

What Does Quality Kindergarten Handwriting Look Like?

- Every letter is formed correctly: Letters are tall, small, or they fall...
- Good spacing between words
- Print is easy to read



Why Is Good Handwriting Important?

- So we can write better and faster
- So our finger muscles won't get tired
- So everyone can read our writing
- So we can build our reading and writing brain



www.NellieEdge.com

Students learn heart word sentences with good handwriting and fluency. They end the year writing amazing published books.

Singing, Fingerspelling and Writing is the most Brain-Friendly Way to Teach Heart Words

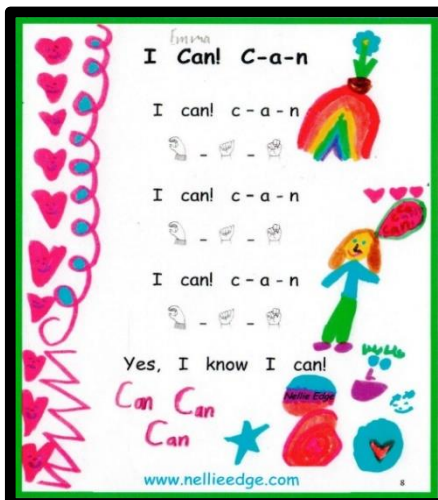
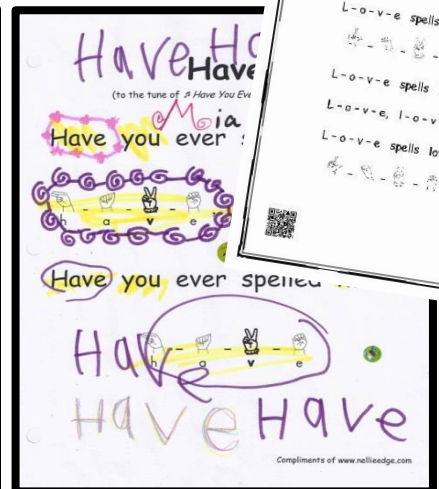
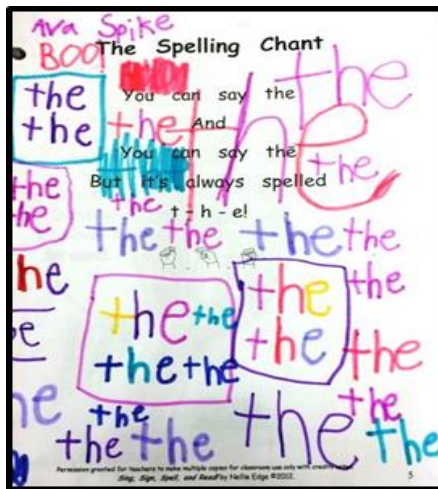


- ★ Multisensory teaching engages the brain: Children sing, sign, and perform spelling songs and literacy chants
- ★ Parents as Partners multiplies our teaching effectiveness (Permission granted to make multiple copies of CD, anthologies, and word models for family literacy.)
- ★ Children memorize, recite, illustrate, and read the accompanying "I Can Read" Notebook pages



★ Fingerspelling builds kinesthetic memory connections in long-term memory.

"I Can Read" Poetry Notebook pages now with QR codes.





Meet rigorous Common Core Standards through high-impact teaching strategies that children love, and parents love: Sing, sign, spell...and discover how writing teaches reading!



We Use Familiar Heart Word Sentence Patterns to Build Confident, Happy Kid Writers: "I love..." "I see a..." "I like..."



Children learn to draw, write, and make really cool books



Notice spacing between words, handwriting, punctuation, writing fluency, pride, and joy: *I love my book!*

Expect Kindergartners to Write 3 Heart Word Sentences by January:

Students take pride in using familiar sentences to make books



Notice we backed one of the books with black construction paper. The student's pencil draft was edited and copied over in black pen.

FREE September Family-Friendly Kindergarten Learning Calendar

Provides Actionable Ways to Build School Success

Children practice the ABC Phonics song and how to write "love"



September
Memorize, recite, and perform language.



Sun	Mon	Tue	Wed	Thu	Fri	Sat
Sing The ABC Phonics: Sing, Sign, and Read! song while washing your hands. Tune: ♪Twinkle, Twinkle Little Star.			1 Help your child print their first name with good handwriting. Practice efficient pencil grip.	2 Ask your child to sing and sign ♪ "L-O-V-E Spells Love". ♪ Write "love."	3 Watch the ABC Phonics video clips: sing and sign with your child every day.	4 Take a family walk and collect different rocks. Geologists study rocks!
5 Have a special family evening: cook dinner, tell stories, and play games together	6 Labor Day Talk to your child about your best school memories.	7 Help your child write their first name. Then fingerspell and name each letter.	8 Encourage your child to practice the ABC Phonics: Sing, Sign, and Read! song until they are experts.	9 Learn to wash hands and discuss hand hygiene. Let your child set the table. Count the forks.	10 Visit an older friend. Let your child perform "1, 2, Buckle My Shoe" and "Humpty Dumpty."	11 Patriot Day Talk about the important work firemen and policemen do to keep people safe.
12 Grandparents Day Visit grandparents or tell stories about them.	13 Practice tying shoes and putting on and taking off your coat.	14 Enjoy a Fiesta Night! Celebrate with a new variety of salsa, chips and music!	15 Introduce new color words such as amber, turquoise and magenta.	16 Play rhyming word games: See Ya Later, Alligator!	17 Help your child memorize your phone number using the ♪Twinkle, Twinkle Little Star ♪ melody.	18 Take a neighborhood walk—watch leaves changing colors. Study and name trees—be an Arborist.
19 Recite nursery Rhymes. What rhymes with "shoe"? "wall"? "star"?	20 Ask your child to sing, sign, and fingerspell ♪ "M-o-m Spells Mom" song. ♪	21 Encourage your child to count everything! Count to 100 and beyond!	22 Fall Equinox Celebrate the first day of fall! Autumn and fall mean the same thing!	23 Create a writing tote. Encourage your child to draw pictures and make books. Keep it fun!	24 Find many reasons for your child to print his name. Practice two times every day.	25 Ask your child to perform ABC Phonics: Sing, Sign and Read! for the family.
26 Talk about kindergarten kindness. Who was kind to you in school?	27 Count everything! Practice writing from 1-20.	28 Notice changes in weather. Talk about clouds, precipitation, temperature and seasons.	29 Read with your child at least 20 minutes each night.	30 Plan a special family "cheese and breads" evening—Parisian style. Enjoy classical music.		

Thank you for being Parents as Partners in kindergarten success: Sing, talk, dance, read, and play together! Encourage efficient pencil grip. Choose a few activities to do with your child every week. NellieEdge.com

See Learning Calendar FREEBIES on Nellie Edge TPT Store

1. Help your child print their first name with good handwriting. Practice efficient pencil grip.

2. Ask your child to sing and sign ♪ **L-O-V-E Spells Love**. Write "love."

3. Watch the **ABC Phonics** video clips: sing and sign with your child every day.

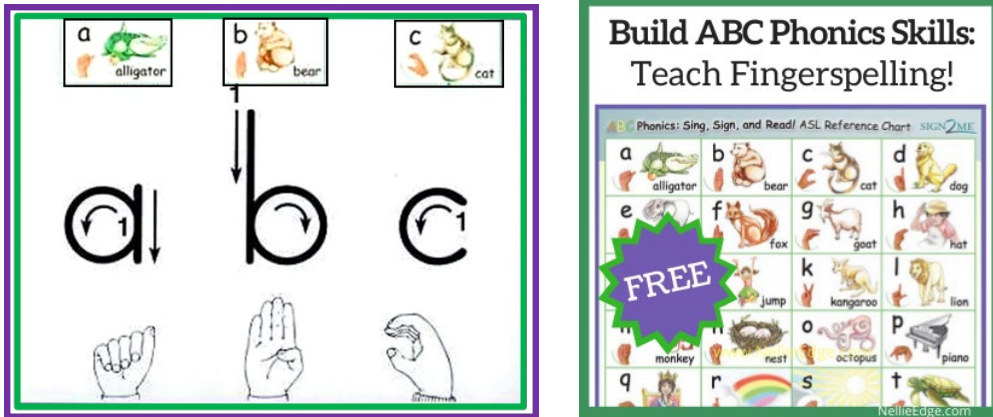
Multiply Your Teaching Effectiveness!

Kindergarten-friendly calendars provide gentle reminders and support building literacy traditions at home.

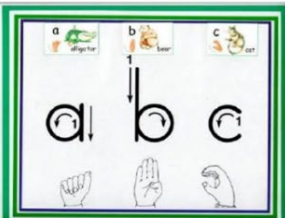
Students LOVE ABC Playdough Mats: FREE on TPT

Download the ABC Mats from Nellie Edge Kindergarten TPT (Teachers Pay Teachers) Store. Mount and Laminate: Consider making multiple sets for use in your classroom, to send home with families, and for Response-To-Intervention work. Use key phonics symbols from your literacy program: We use *ABC Phonics: Sing, Sign, and Read!* by Nellie Edge with free instructional videos, reference chart and Parents as Partners and teacher support at NellieEdge.com/ABCPhonics.

Add Key Phonics Symbols to Playdough Mats: Use FREE Reference Chart



FREE ABC Playdough Mats with Handwriting Arrows and Fingerspelling are available at [Nellie Edge TPT Store](http://NellieEdge.com).



**Play Dough Mats:
abc Fingerspelling
I (Independence) Chart**

My Responsibilities

I will:

- Keep the play dough on the abc mat and on the table.
- **First**, trace the letters with my pointer finger and say the letter name and sound.
- **Next**, fingerspell each letter accurately.



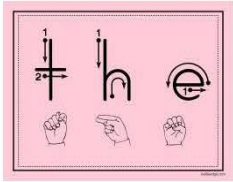
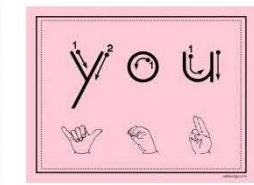
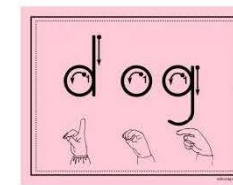

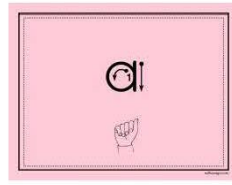
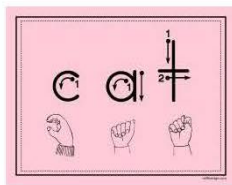
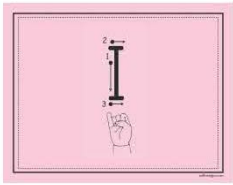
Cooked Play Dough

1 cup flour 
 1 tablespoon oil 
 1 cup water 
 1/2 cup salt 
 2 teaspoons cream of tartar 
 food coloring  or
 Flavored Kool-Aid 


Combine all ingredients in a sauce pan. 
 Cook over medium heat. 
 Stir constantly until mixture forms a ball. 
 Knead until smooth. 
 Store in a covered container. 

ABC Phonics Resources, Independence Chart and Playdough Recipe are included in this free download.

Use *ABC Playdough Mats* to reinforce handwriting, letter recognition, phonemic awareness, and fingerspelling. Children first trace the letters with their pointer finger, naming each letter and sound.



Hip Hip Hooray!
You know all your pink heart words.

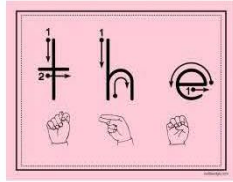
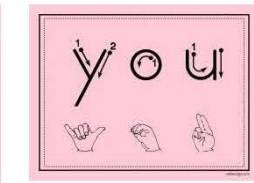
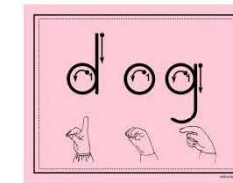

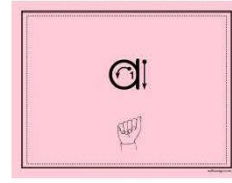
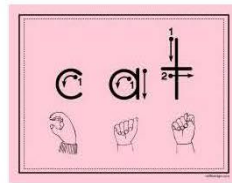
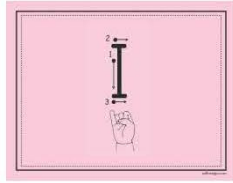

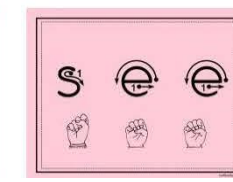
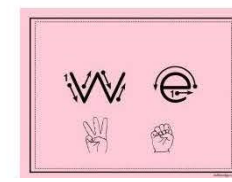
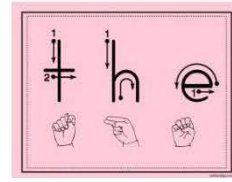
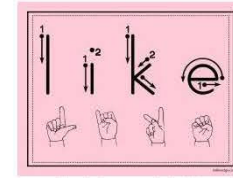
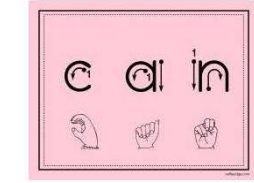
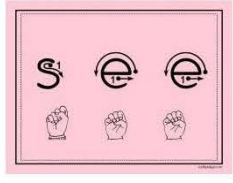


Name _____

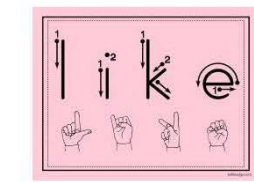


Date _____

**Congratulations: you
can do hard things!**



Hip Hip Hooray!
You know all your pink heart words.

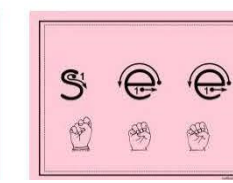
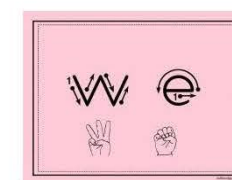
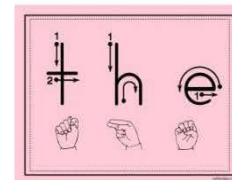


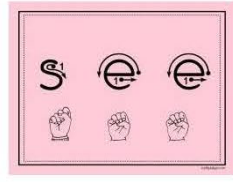




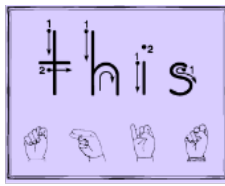
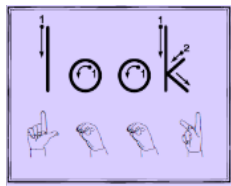
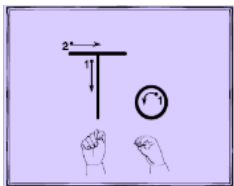
Name _____



Date _____

**Congratulations: you
can do hard things!**




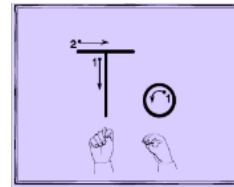




Hip Hip Hooray!
 You know all your purple heart words.

Name _____

Date _____

**Congratulations: you
 can do hard things!**








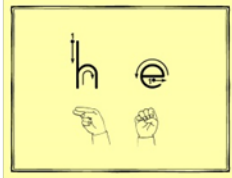





Hip Hip Hooray!
 You know all your purple heart words.

Name _____

Date _____

**Congratulations: you
 can do hard things!**





Hip Hip Hooray!

You know all your yellow heart words.

Name _____

Date _____

Congratulations: you can do hard things!


Hip Hip Hooray!

You know all your yellow heart words.

Name _____

Date _____

Congratulations: you can do hard things!



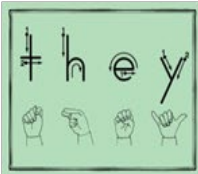
Hip Hip Hooray!

You know all your green heart words.

Name _____

Date _____

Congratulations: you can do hard things!



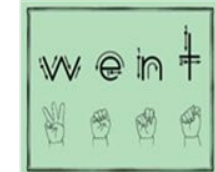
Hip Hip Hooray!

You know all your green heart words.

Name _____


Date _____

Congratulations: you can do hard things!



Explore Nellie Edge Writing-to-Read "Heart Words" on TPT!


Nellie Edge Writing-to-Read Heart Word Curriculum **Bundle**



a.k.a. kindergarten Sight Word Program

www.NellieEdge.com

Best Practices for Teaching Kindergarten Sight Words



A MasterClass Intensive with Nellie Edge


Sight Word Songs

MP3 and "I Can Read" Program



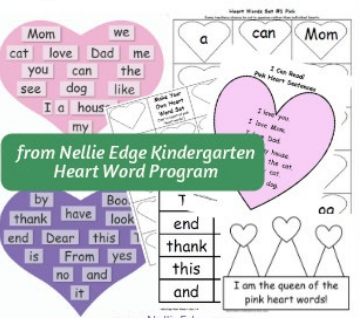
Sing, Sign, Spell, and Read!
by Nellie Edge

32 Spelling Songs with QR Codes



...and new digital resources for home learning!


Sight Word Templates



from Nellie Edge Kindergarten Heart Word Program

www.NellieEdge.com

Hip Hip Hooray!



We Know Our Heart Words

Class-Made Book

Additional Heart Word Support on TPT

Sight Word Play Dough Mats



The BUNDLE
Multisensory Word Work

Family Learning Calendars




Kindergarten Family-Friendly Homework

Free Yearly Updates

Available in editable and PDF formats

www.NellieEdge.com

Kindergarten Writing Curriculum Bundle



7 Flexible Units of Study

NellieEdge.com

Want to learn more about Nellie Edge "Heart Words"?
Peruse the [Sight Word Page](#) on my website, nellieedge.com.

How to make "heart word" strategies routine in your classroom?

Study Nellie Edge Online Seminar #3 with step-by-step videos! "

- All resources included
- Dramatically increase student writing proficiency, motivation, and joy!
- Give children crystal-clear learning targets and celebrate mastery
- Discover how writing teaches reading

Fluency with writing-to-read "heart words" dramatically accelerates writing proficiency.

Good Kindergarten Writers Have Fluency with Two Kinds of Words:

1. A growing collection of words they learn "by heart." We call them "heart words" because they let us write heart-connecting sentences. These heart word sentences build the first circles of writing mastery.
2. Words they can write phonetically, encoding sounds to print. Confidence with phonetic based words allows students to fearlessly tackle any unknown word!



We systematically teach both kinds of words to build writing stamina and proficiency!

Learn More About Proven Kindergarten Writing Foundation:

Preview the Sight Word Bundle.

Notice the 32 highest-frequency words have Spelling Songs with QR codes. Teachers add these to student "I Can Read" Poetry and Song Notebooks.

Nellie Edge Writing-to-Read Heart Word Curriculum Bundle

A classroom display of heart-shaped cards with sight words. The cards are arranged in a grid and feature various words like 'Mom', 'love', 'Dad', 'me', 'you', 'can', 'the', 'see', 'dog', 'like', 'I', 'a', 'house', 'my'.

a.k.a. kindergarten Sight Word Program

www.NellieEdge.com

32 Spelling Songs with QR Codes

A collection of spelling song cards with QR codes. The cards feature words like 'Have Have', 'Love Spells Love', and 'M-O-M spells Mom'.

...and new digital resources for home learning!

Sight Word Play Dough Mats


A play dough mat for the word 'love'. It shows the word 'love' written in a large font, with arrows indicating the stroke order for each letter. Below the word are four hand-drawn figures showing how to form each letter with fingers.

The BUNDLE
Multisensory Word Work

All children thrive within a multisensory Talented and Gifted (TAG) writing framework. Honor the creative process: let them draw, write, and make books!



Writing-to-Read Heart Words Provide Multisensory Instruction Combining Kindergarten-Friendly Handwriting and Sight Words



- Children learn there are **two kinds of words**: Words they write “**by heart**” and **words** they spell phonetically, encoding sounds to print. Moveable heart words are added to the word wall.





- Children and their families have a crystal-clear target of the 16 words they are currently working on and what the next “heart word” target is.
- The word “love” is our anchor word. The “heart word” sentence “I love you” is practiced for mastery early in the year. ALL children need to see themselves as readers and writers of words that matter.

Young Writers Enjoy Fancying Up Their Last Page
At first, students will need a model, but soon they will write "the end" from memory with good handwriting.

How can you fancy up your page?

The end



**Give kids rhythmic chants to learn writing-to-read
"heart words."**

T-h-e e-n-d. The end!

Scan the QR code to hear this chant.



All kindergartners love to write, draw, and make books!
Kindergarten-friendly handwriting builds stamina for the writing process.

Nellie Edge Kindergarten Heart Word Program

(aka Writing-to-Read Sight Words) Is a Multisensory Approach:

- Integrates handwriting and sight word work to build sentence writing mastery
- Provides crystal-clear learning targets and differentiates instruction
- Involves Parents as Partners with easy, actionable, targeted, at-home practice
- Provides an art-rich TAG Learning Model for ALL students

Nellie Edge Writing-to-Read Heart Word Curriculum Bundle

a.k.a. kindergarten Sight Word Program

www.NellieEdge.com

Best Practices for Teaching Kindergarten Sight Words

A MasterClass Intensive with Nellie Edge

Sight Word Songs
MP3 and "I Can Read" Program

Sing, Sign, Spell, and Read!
by Nellie Edge

32 Spelling Songs with QR Codes

...and new digital resources for home learning!

Sight Word Templates

from Nellie Edge Kindergarten Heart Word Program

www.NellieEdge.com

Hip Hip Hooray!

We Know Our Heart Words

Class-Made Book

Teachers love it. Students love it. Parents love it!

"I absolutely love this program! Integrating handwriting with sight word practice is amazing! Very authentic learning."

Jessica H. quote from TpT

"This is amazing and has changed how I teach sight words, into a method that is more meaningful, engaging, and appropriate for kindergartners. Thank you!" -Anastasia I.

"I love this resource for my guided groups, and I love the heart word sentences that come with it." -Shakti B.

"I Love Nellie! I have been using her resources since I took her online seminars. I purchased this resource to have easily available to me when printing. My students love the heart word boards/posters and are so excited when a new color is pulled out."

-Ciara Z quote from TpT

Best Practices for Teaching Kindergarten Writing-to-Read "Heart Word" Sentences

a.k.a. Nellie Edge Sight Word Sentence Program

Integrate handwriting and heart word sentences to build circles of writing mastery for writing workshop.

Another gift of Joyful Literacy from Nellie Edge

Download Gifts of Joyful Literacy from Nellie Edge

- Authentic Teaching and Learning
- Multisensory Strategies
- Meaning-Centered Experiences

Begin the Year with Social Emotional Learning
Spark Joy All Year Long!



Let's give our friend A "WOW"!



Another gift of joyful literacy from Nellie Edge

84-page PDF

ABC Phonics Immersion Strategies:
Teacher's Guide and Nellie Edge Online Seminar #1


Simultaneously engage visual, auditory, and kinesthetic modalities to accelerate learning for ALL.



Another gift of Joyful Literacy from Nellie Edge


50-page PDF

Best Practices in Kindergarten-Friendly Handwriting
Students Simultaneously Build ABC Fluency and Sentence Writing Mastery for Writing Workshop




Another gift of joyful literacy from Nellie Edge

40-page PDF



What Does an Authentic, Accelerated K-1 Writing Curriculum Look Like?
by Nellie Edge




- Joyful, Multisensory Teaching and Learning
- Meaning-Centered Writing Across the Curriculum
- Differentiated, Authentic, and Rich in the Arts

Another gift of Joyful Literacy from Nellie Edge

40-page PDF

Best Practices for Teaching Kindergarten Writing-to-Read "Heart Word" Sentences
a.k.a. Nellie Edge Sight Word Sentence Program




Integrate ABC Phonics, handwriting, and heart word sentences to build circles of writing mastery.

Another gift of Joyful Literacy from Nellie Edge

58-page PDF

Purposeful Literacy Play:
Develop Self-Regulation, Language, and Social-Emotional Skills
From Social Emotional Learning in Kindergarten, Book 2



A gift of joyful literacy from Nellie Edge

25-page PDF

"I know well that only the rarest kind of best in anything can be good enough for the young." Walter de la Mare, *Bells of Grass*

Spark joy and accelerate literacy! Subscribe to [Nellie Edge blogs](#) to receive weekly photo essays of best early literacy practices and frequent FREE resources.

Yes! I want to subscribe now!